

Walker Chandiook & Co LLP

Walker Chandiook & Co LLP
21st Floor, DLF Square
Jacaranda Marg, DLF Phase II
Gurugram - 122 002
India

T +91 124 462 8099
F +91 124 462 8001

Independent Auditor's Report

To the Members of Tata Power Delhi Distribution Limited

Report on the Audit of the Standalone Financial Statements

Opinion

1. We have audited the accompanying standalone financial statements of Tata Power Delhi Distribution Limited ('the Company'), which comprise the Balance Sheet as at 31 March 2021, the Statement of Profit and Loss (including Other Comprehensive Income), the Cash Flow Statement and the Statement of Changes in Equity for the year then ended, and a summary of the significant accounting policies and other explanatory information.
2. In our opinion and to the best of our information and according to the explanations given to us, the aforesaid standalone financial statements give the information required by the Companies Act, 2013 ('Act') in the manner so required and give a true and fair view in conformity with the accounting principles generally accepted in India including Indian Accounting Standards ('Ind AS') specified under section 133 of the Act, of the state of affairs of the Company as at 31 March 2021, and its profit (including other comprehensive income), its cash flows and the changes in equity for the year ended on that date.

Basis for Opinion

3. We conducted our audit in accordance with the Standards on Auditing specified under section 143(10) of the Act. Our responsibilities under those standards are further described in the Auditor's Responsibilities for the Audit of the Financial Statements section of our report. We are independent of the Company in accordance with the Code of Ethics issued by the Institute of Chartered Accountants of India ('ICAI') together with the ethical requirements that are relevant to our audit of the financial statements under the provisions of the Act and the rules thereunder, and we have fulfilled our other ethical responsibilities in accordance with these requirements and the Code of Ethics. We believe that the audit evidence we have obtained is sufficient and appropriate to provide a basis for our opinion.

Information other than the Financial Statements and Auditor's Report thereon

4. The Company's Board of Directors is responsible for the other information. The other information comprises the information included in the Annual Report, but does not include the standalone financial statements and our auditor's report thereon.

Our opinion on the standalone financial statements does not cover the other information and we do not express any form of assurance conclusion thereon.

In connection with our audit of the standalone financial statements, our responsibility is to read the other information and, in doing so, consider whether the other information is materially inconsistent with the standalone financial statements or our knowledge obtained in the audit or otherwise appears to be materially misstated.



Chartered Accountants

Offices in Bengaluru, Chandigarh, Chennai, Gurugram, Hyderabad, Kochi, Kolkata, Mumbai, New Delhi, Noida and Pune

Walker Chandiook & Co LLP is registered with limited liability with identification number AAC-2005 and its registered office at L-41 Connaught Circus, New Delhi, 110001, India


The Annual Report is not made available to us at the date of this auditor's report. We have nothing to report in this regard.

Responsibilities of Management and Those Charged with Governance for the Standalone Financial Statements

5. The accompanying standalone financial statements have been approved by the Company's Board of Directors. The Company's Board of Directors is responsible for the matters stated in section 134(5) of the Act with respect to the preparation of these standalone financial statements that give a true and fair view of the financial position, financial performance including other comprehensive income, changes in equity and cash flows of the Company in accordance with the accounting principles generally accepted in India, including the Ind AS specified under section 133 of the Act. This responsibility also includes maintenance of adequate accounting records in accordance with the provisions of the Act for safeguarding of the assets of the Company and for preventing and detecting frauds and other irregularities; selection and application of appropriate accounting policies; making judgments and estimates that are reasonable and prudent; and design, implementation and maintenance of adequate internal financial controls, that were operating effectively for ensuring the accuracy and completeness of the accounting records, relevant to the preparation and presentation of the financial statements that give a true and fair view and are free from material misstatement, whether due to fraud or error.
6. In preparing the financial statements, management is responsible for assessing the Company's ability to continue as a going concern, disclosing, as applicable, matters related to going concern and using the going concern basis of accounting unless management either intends to liquidate the Company or to cease operations, or has no realistic alternative but to do so.
7. Those Board of Directors is also responsible for overseeing the Company's financial reporting process.

Auditor's Responsibilities for the Audit of the Financial Statements

8. Our objectives are to obtain reasonable assurance about whether the financial statements as a whole are free from material misstatement, whether due to fraud or error, and to issue an auditor's report that includes our opinion. Reasonable assurance is a high level of assurance, but is not a guarantee that an audit conducted in accordance with Standards on Auditing will always detect a material misstatement when it exists. Misstatements can arise from fraud or error and are considered material if, individually or in the aggregate, they could reasonably be expected to influence the economic decisions of users taken on the basis of these financial statements.
9. As part of an audit in accordance with Standards on Auditing, we exercise professional judgment and maintain professional skepticism throughout the audit. We also:
 - Identify and assess the risks of material misstatement of the financial statements, whether due to fraud or error, design and perform audit procedures responsive to those risks, and obtain audit evidence that is sufficient and appropriate to provide a basis for our opinion. The risk of not detecting a material misstatement resulting from fraud is higher than for one resulting from error, as fraud may involve collusion, forgery, intentional omissions, misrepresentations, or the override of internal control;
 - Obtain an understanding of internal control relevant to the audit in order to design audit procedures that are appropriate in the circumstances. Under section 143(3)(i) of the Act, we are also responsible for expressing our opinion on whether the Company has adequate internal financial controls with reference to financial statements in place and the operating effectiveness of such controls;
 - Evaluate the appropriateness of accounting policies used and the reasonableness of accounting estimates and related disclosures made by management;
 - Conclude on the appropriateness of management's use of the going concern basis of accounting and, based on the audit evidence obtained, whether a material uncertainty exists related to events



or conditions that may cast significant doubt on the Company's ability to continue as a going concern. If we conclude that a material uncertainty exists, we are required to draw attention in our auditor's report to the related disclosures in the financial statements or, if such disclosures are inadequate, to modify our opinion. Our conclusions are based on the audit evidence obtained up to the date of our auditor's report. However, future events or conditions may cause the Company to cease to continue as a going concern;

- Evaluate the overall presentation, structure and content of the financial statements, including the disclosures, and whether the financial statements represent the underlying transactions and events in a manner that achieves fair presentation;
10. We communicate with those charged with governance regarding, among other matters, the planned scope and timing of the audit and significant audit findings, including any significant deficiencies in internal control that we identify during our audit.

Report on Other Legal and Regulatory Requirements

11. Based on our audit, we report that the Company has not paid or provided for any managerial remuneration during the year. Accordingly, reporting under section 197(16) of the Act is not applicable.
12. As required by the Companies (Auditor's Report) Order, 2016 ('the Order') issued by the Central Government of India in terms of section 143(11) of the Act, we give in the Annexure A a statement on the matters specified in paragraphs 3 and 4 of the Order.
13. Further to our comments in Annexure A, as required by section 143(3) of the Act, based on our audit, we report, to the extent applicable, that:
- a) we have sought and obtained all the information and explanations which to the best of our knowledge and belief were necessary for the purpose of our audit of the accompanying standalone financial statements;
 - b) in our opinion, proper books of account as required by law have been kept by the Company so far as it appears from our examination of those books;
 - c) the standalone financial statements dealt with by this report are in agreement with the books of account;
 - d) in our opinion, the aforesaid standalone financial statements comply with Ind AS specified under section 133 of the Act;
 - e) on the basis of the written representations received from the directors and taken on record by the Board of Directors, none of the directors is disqualified as on 31 March 2021 from being appointed as a director in terms of section 164(2) of the Act;
 - f) we have also audited the internal financial controls with reference to financial statements of the Company as on 31 March 2021 in conjunction with our audit of the standalone financial statements of the Company for the year ended on that date and our report dated 23 April 2021 as per Annexure B expressed unmodified opinion; and
 - g) with respect to the other matters to be included in the Auditor's Report in accordance with rule 11 of the Companies (Audit and Auditors) Rules, 2014 (as amended), in our opinion and to the best of our information and according to the explanations given to us:
 - i. the Company, as detailed in note 31 and 33.2 to the standalone financial statements, has disclosed the impact of pending litigations on its financial position as at 31 March 2021;
 - ii. Company did not have any long-term contracts including derivative contracts for which there were any material foreseeable losses as at 31 March 2021;



Walker Chandiook & Co LLP

- iii. there were no amounts which were required to be transferred to the Investor Education and Protection Fund by the Company during the year ended 31 March 2021; and
- iv. the disclosure requirements relating to holdings as well as dealings in specified bank notes were applicable for the period from 8 November 2016 to 30 December 2016, which are not relevant to these standalone financial statements. Hence, reporting under this clause is not applicable.

For **Walker Chandiook & Co LLP**
Chartered Accountants
Firm's Registration No.: 001076N/N500013

Neeraj Goel

Neeraj Goel
Partner
Membership No.: 9951



UDIN: 21099514AAAACL2112

Place: Gurugram
Date: 23 April 2021



Walker ChandioK & Co LLP

Annexure A to the Independent Auditor's Report of even date to the Members of Tata Power Delhi Distribution Limited, on the standalone financial statements for the year ended 31 March 2021

Annexure A

Based on the audit procedures performed for the purpose of reporting a true and fair view on the financial statements of the Company and taking into consideration the information and explanations given to us and the books of account and other records examined by us in the normal course of audit, and to the best of our knowledge and belief, we report that:

- (i) (a) The Company has maintained proper records showing full particulars, including quantitative details and situation of fixed assets.
 - (b) The Company has a regular program of physical verification of its fixed assets under which fixed assets are verified in a phased manner over a period of three years, which, in our opinion, is reasonable having regard to the size of the Company and the nature of its assets. In accordance with this program, certain fixed assets were verified during the year and no material discrepancies were noticed on such verification.
 - (c) The Company does not hold any land in its name. As regard the buildings, the Company retains the operational right over the buildings used for the purpose of carrying out distribution business under a license granted by Delhi Electricity Regulatory Commission ('DERC'). Thus, verification of title deeds is not applicable on buildings.
- (ii) In our opinion, the management has conducted physical verification of inventory at reasonable intervals during the year and no material discrepancies between physical inventory and book records were noticed on physical verification.
- (iii) The Company has not granted any loan, secured or unsecured to companies, firms, Limited Liability Partnerships (LLPs) or other parties covered in the register maintained under Section 189 of the Act. Accordingly, the provisions of clauses 3(iii)(a), 3(iii)(b) and 3(iii)(c) of the Order are not applicable.
- (iv) In our opinion, the Company has complied with the provisions of Section 186 in respect of investment. Further, in our opinion, the Company has not entered into any transaction covered under Section 185 and Section 186 of the Act in respect of loans, guarantees and security.
- (v) In our opinion, the Company has not accepted any deposits within the meaning of Sections 73 to 76 of the Act and the Companies (Acceptance of Deposits) Rules, 2014 (as amended). Accordingly, the provisions of clause 3(v) of the Order are not applicable.
- (vi) We have broadly reviewed the books of account maintained by the Company pursuant to the Rules made by the Central Government for the maintenance of cost records under sub-section (1) of Section 148 of the Act in respect of Company's products/services and are of the opinion that, prima facie, the prescribed accounts and records have been made and maintained. However, we have not made a detailed examination of the cost records with a view to determine whether they are accurate or complete.
- (vii)(a) The Company is regular in depositing undisputed statutory dues including provident fund, employee state insurance, income-tax, goods and service tax, duty of custom, duty of excise, value added tax, cess and other material statutory dues, as applicable, to the appropriate authorities. Further, no undisputed amounts payable in respect thereof were outstanding at the year-end for a period of more than six months from the date they become payable.



Walker Chandiook & Co LLP

Annexure A to the Independent Auditor's Report of even date to the members of Tata Power Delhi Distribution Limited, on the standalone financial statements for the year ended 31 March 2021 (continued)

(b) The dues outstanding in respect of income-tax, goods and service tax, duty of customs, duty of excise and value added tax on account of any dispute, are as follow:

Name of the statute	Nature of dues	Amount (₹ in lacs)	Amount paid under Protest (₹ in lacs)	Period to which the amount relates (FY)	Forum where dispute is pending
Income Tax Act, 1961	Demand on account of disallowance of certain expenses	1,951.56	1,951.56	2005-06	Assessing Officer
Income Tax Act, 1961	Demand on account of disallowance of certain expenses	0.12	-	2009-10	Commissioner of Income Tax (Appeals)
Income Tax Act, 1961	Demand on account of disallowance of certain expenses and short allowance of TDS and interest thereon	78.39	39.20	2010-11	Income Tax Appellate Tribunal
Income Tax Act, 1961	Demand on account of disallowance of certain expenses	46.15	23.08	2011-12	Income Tax Appellate Tribunal
Income Tax Act, 1961	Demand on short allowance of TDS and excess interest charged	19.59	-	2012-13	Income Tax Appellate Tribunal

- (viii) The Company has not defaulted in repayment of loans or borrowings to any bank during the year. The Company has no loans or borrowings payable to any financial institution or government and no dues payable to debenture-holders during the year.
- (ix) The Company did not raise moneys by way of initial public offer or further public offer (including debt instruments). In our opinion, the term loans were applied for the purposes for which the loans were obtained.
- (x) No fraud by the Company or on the Company by its officers or employees has been noticed or reported during the period covered by our audit.
- (xi) The Company has not paid or provided for any managerial remuneration. Accordingly, the provisions of Clause 3(xi) of the Order are not applicable.
- (xii) In our opinion, the Company is not a Nidhi Company. Accordingly, provisions of clause 3(xii) of the Order are not applicable.
- (xiii) In our opinion, all transactions with the related parties are in compliance with Section 177 and 188 of the Act, where applicable, and the requisite details have been disclosed in the financial statements etc., as required by the applicable Ind AS.
- (xiv) During the year, the Company did not make any preferential allotment or private placement of shares or fully or partly convertible debentures.
- (xv) In our opinion, the Company has not entered into any non-cash transactions with the directors or persons connected with them covered under Section 192 of the Act.

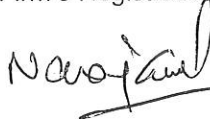



Walker ChandioK & Co LLP

Annexure A to the Independent Auditor's Report of even date to the members of Tata Power Delhi Distribution Limited, on the standalone financial statements for the year ended 31 March 2021 (continued)

(xvi) The Company is not required to be registered under Section 45-IA of the Reserve Bank of India Act, 1934.

For Walker ChandioK & Co LLP
Chartered Accountants
Firm's Registration No.: 001076N/N500013

Neeraj Goel
Partner
Membership No.: 99514

UDIN: 21099514AAAACL2112

Place: Gurugram
Date: 23 April 2021



Annexure B to the Independent Auditor's Report of even date to the Members of Tata Power Delhi Distribution Limited, on the standalone financial statements for the year ended 31 March 2021

Annexure B

Independent Auditor's report on the Internal Financial Controls under Clause (i) of Sub-section 3 of Section 143 of the Companies Act, 2013 ("the Act")

1. In conjunction with our audit of the standalone financial statements of Tata Power Delhi Distribution Limited ("the Company") as of and for the year ended 31 March 2021, we have audited the internal financial controls with reference to financial statements of the Company as at that date.

Responsibilities of Management and Those Charged with Governance for Internal Financial Controls


2. The Company's Board of Directors is responsible for establishing and maintaining internal financial controls based on the internal controls with reference to financial statements criteria established by the Company considering the essential components of internal control stated in the Guidance note on Audit of Internal Financial Controls over Financial Reporting issued by the Institute of Chartered Accountants of India. These responsibilities include the design, implementation and maintenance of adequate internal financial controls that were operating effectively for ensuring the orderly and efficient conduct of the Company's business, including adherence to Company's policies, the safeguarding of its assets, the prevention and detection of frauds and errors, the accuracy and completeness of the accounting records, and the timely preparation of reliable financial information, as required under the Act.

Auditors' Responsibility for the Audit of the Internal Financial Controls with Reference to Financial Statements

3. Our responsibility is to express an opinion on the Company's internal financial controls with reference to financial statements based on our audit. We conducted our audit in accordance with the Standards on Auditing, issued by the Institute of Chartered Accountants of India (ICAI) prescribed under section 143(10) of the Act, to the extent applicable to an audit of internal financial controls with reference to financial statements, and the Guidance Note on Audit of Internal Financial Controls Over Financial Reporting (the "Guidance Note") issued by the ICAI. Those Standards and the Guidance Note require that we comply with ethical requirements and plan and perform the audit to obtain reasonable assurance about whether adequate internal financial controls with reference to financial statements were established and maintained and if such controls operated effectively in all material respects.
4. Our audit involves performing procedures to obtain audit evidence about the adequacy of the internal financial controls with reference to financial statements and their operating effectiveness. Our audit of internal financial controls with reference to financial statements included obtaining an understanding of such internal financial controls, assessing the risk that a material weakness exists, and testing and evaluating the design and operating effectiveness of internal control based on the assessed risk. The procedures selected depend on the auditor's judgement, including the assessment of the risks of material misstatement of the financial statements, whether due to fraud or error.
5. We believe that the audit evidence we have obtained is sufficient and appropriate to provide a basis for our audit opinion on the Company's internal financial controls with reference to financial statements.

Meaning of Internal Financial Controls with Reference to Financial Statements

6. A Company's internal financial controls with reference to financial statements is a process designed to provide reasonable assurance regarding the reliability of financial reporting and the preparation of financial statements for external purposes in accordance with generally accepted accounting principles. A Company's internal financial controls with reference to financial statements include those policies and procedures that (1) pertain to the maintenance of records that, in reasonable detail, accurately and fairly reflect the transactions and dispositions of the assets of the Company; (2)



Annexure B to the Independent Auditor's Report of even date to the Members of Tata Power Delhi Distribution Limited, on the standalone financial statements for the year ended 31 March 2021

provide reasonable assurance that transactions are recorded as necessary to permit preparation of financial statements in accordance with generally accepted accounting principles, and that receipts and expenditures of the Company are being made only in accordance with authorisations of management and directors of the Company; and (3) provide reasonable assurance regarding prevention or timely detection of unauthorised acquisition, use, or disposition of the Company's assets that could have a material effect on the financial statements.


Inherent Limitations of Internal Financial Controls with Reference to Financial Statements

7. Because of the inherent limitations of internal financial controls with reference to financial statements, including the possibility of collusion or improper management override of controls, material misstatements due to error or fraud may occur and not be detected. Also, projections of any evaluation of the internal financial controls with reference to financial statements to future periods are subject to the risk that internal financial controls with reference to financial statements may become inadequate because of changes in conditions, or that the degree of compliance with the policies or procedures may deteriorate.

Opinion

8. In our opinion, the Company has, in all material respects, adequate internal financial controls with reference to financial statements and such controls were operating effectively as at 31 March 2021, based on the internal control with reference to financial statements criteria established by the Company considering the essential components of internal control stated in the Guidance note on Audit of Internal Financial Controls over Financial Reporting issued by the Institute of Chartered Accountants of India.

For Walker Chandiook & Co LLP
Chartered Accountants
Firm's Registration No.: 001076N/N500013



Neeraj Goel
Partner
Membership No.: 99514



UDIN: 21099514AAAACL2112

Place: Gurugram
Date: 23 April 2021



TATA POWER DELHI DISTRIBUTION LIMITED
STANDALONE BALANCE SHEET AS AT 31 MARCH, 2021

	Notes	As at 31.03.2021 ₹/Lakhs	As at 31.03.2020 ₹/Lakhs
I. ASSETS			
(1) Non-current assets			
(a) Property, plant and equipment	4	4,03,696.35	3,91,374.42
(b) Capital work-in-progress	4	19,711.18	27,339.37
(c) Right-of-use assets	5	8,756.43	9,850.99
(d) Intangible assets	4	7,891.13	6,084.89
(e) Financial assets			
(i) Investments	6	5.00	5.00
(ii) Loans	7	59.78	134.78
(iii) Other financial assets	8	25.78	54.86
(f) Income tax assets (net)	9	3,247.48	2,735.55
(g) Other non-current assets	10	2,957.41	3,229.13
Total non-current assets		4,46,350.54	4,40,808.99
(2) Current assets			
(a) Inventories	11	1,682.76	1,316.95
(b) Financial assets			
(i) Investments	12	-	8,500.19
(ii) Trade receivables	13	27,443.16	31,604.97
(iii) Cash and cash equivalents	14	4,612.64	3,853.24
(iv) Bank balances other than (iii) above	14	9,879.99	10,134.29
(v) Loans	15	597.71	311.31
(vi) Other financial assets	16	36,709.16	32,618.10
(c) Other current assets	17	15,287.36	20,717.03
Total current assets		96,212.78	1,09,056.08
Assets classified as held for sale	37.7.1	2,004.00	2,004.00
Total assets before regulatory deferral account balance		5,44,567.32	5,51,869.07
(3) Regulatory deferral account debit balances	37	5,51,170.50	5,22,185.11
Total assets		10,95,737.82	10,74,054.18
II. EQUITY AND LIABILITIES			
EQUITY			
(a) Equity share capital	18	1,05,200.00	55,200.00
(b) Other equity	19	2,71,809.78	2,92,112.45
Total equity		3,77,009.78	3,47,312.45
LIABILITIES			
(1) Non-current liabilities			
(a) Financial liabilities			
(i) Long-term borrowings	20	2,30,820.70	2,63,382.77
(ii) Lease liabilities	5	7,020.74	7,878.44
(iii) Other financial liabilities	21	70,280.09	68,168.83
(b) Provisions	22	5,741.27	5,661.04
(c) Deferred tax liabilities (net)	42	35,001.24	30,259.85
(d) Capital grants	23	433.68	506.66
(e) Contributions for capital works and service line charges	24	80,324.66	84,578.30
(f) Other non-current liabilities	25	32,839.06	34,229.56
Total non-current liabilities		4,62,461.44	4,94,665.45
(2) Current liabilities			
(a) Financial liabilities			
(i) Short-term borrowings	26	39,336.28	34,326.29
(ii) Trade payables	27		
- total outstanding dues of micro enterprises and small enterprises		2,511.46	1,208.26
- total outstanding dues of creditors other than micro enterprises and small enterprises		1,15,820.96	1,09,909.68
(iii) Other financial liabilities	28	77,740.16	58,618.57
(b) Provisions	29	1,008.61	1,646.61
(c) Other current liabilities	30	19,849.13	26,366.87
Total current liabilities		2,56,266.60	2,32,076.28
Total equity and liabilities		10,95,737.82	10,74,054.18

See accompanying notes forming part of standalone financial statements (1-47)

In terms of our report attached of even date

For Walker Chandiook & Co LLP
Chartered Accountants
Firm's Registration No.: 001076N/N500013

Neeraj Goel
Partner
Membership No.: 99514



For and on behalf of the Board of Directors

Ajay Shankar
Director
DIN: 01800443

Satya Gupta
Director
DIN: 08172427

Ganesh Srinivasan
Chief Executive Officer

Ajay Kalsie
Company Secretary

Hemant Goyal
Chief Financial Officer

Gurugram
23 April, 2021

New Delhi
23 April, 2021

TATA POWER DELHI DISTRIBUTION LIMITED
STANDALONE STATEMENT OF PROFIT AND LOSS FOR THE YEAR ENDED 31 MARCH, 2021


	Notes	Year ended 31.03.2021 ₹/Lakhs	Year ended 31.03.2020 ₹/Lakhs
I Revenue from operations	32	7,00,703.05	7,86,857.41
II Other income	32	11,602.08	12,469.64
III Total income		<u>7,12,305.13</u>	<u>7,99,327.05</u>
IV Expenses			
Cost of power purchased (net) (excludes own generation)	33	5,30,625.73	6,29,963.08
Employee benefits expense (net)	34	55,712.49	50,489.90
Finance costs	35	34,390.98	34,490.06
Depreciation and amortisation expense	4,5	35,381.68	33,316.06
Other expenses	36	29,426.95	32,732.59
Total expenses		<u>6,85,537.83</u>	<u>7,80,991.69</u>
V Profit/(Loss) before movement in regulatory deferral account balance and tax		26,767.30	18,335.36
Movement in regulatory deferral account balance (net)	37	28,985.39	46,271.25
VI Profit/(Loss) before tax		55,752.69	64,606.61
VII Tax expense			
(i) Current tax	42		
- For the year		9,160.51	10,872.82
- Adjustments for prior periods (refer note 42.5)		(932.03)	
(ii) Deferred tax	42	4,706.98	12,319.32
VIII Profit/(Loss) for the year		<u>42,817.23</u>	<u>41,414.47</u>
IX Other comprehensive income/(expense)			
(i) Items that will not be reclassified to profit or loss			
Remeasurement gain/(loss) of defined benefit plans	22.6	196.92	(595.62)
(ii) Income tax credit/(charge) relating to items that will not be reclassified to profit or loss			
(a) Current tax	42	(34.41)	104.07
(b) Deferred tax	42	(34.41)	104.07
Other comprehensive income/(expense) for the year		<u>128.10</u>	<u>(387.48)</u>
X Total comprehensive income for the year		<u>42,945.33</u>	<u>41,026.99</u>
Earnings per equity share (face value ₹ 10/- each)	39		
(i) Basic and Diluted earnings per equity share before net movement in regulatory deferral account balance (₹)		2.28	1.08
(ii) Basic and Diluted earnings per equity share after net movement in regulatory deferral account balance (₹)		4.07	3.94

See accompanying notes forming part of standalone financial statements (1-47)

In terms of our report attached of even date

For Walker Chandio & Co LLP
Chartered Accountants
Firm's Registration No.: 001076N/N500013

Neeraj Goel
Partner
Membership No.: 99514



For and on behalf of the Board of Directors

Ajay Shankar
Director
DIN: 01800443

Satya Gupta
Director
DIN: 08172427

Ganesh Srinivasan
Chief Executive Officer

Ajay Kaisie
Company Secretary

Remant Goyal
Chief Financial Officer

Gurugram
23 April, 2021

New Delhi
23 April, 2021

TATA POWER DELHI DISTRIBUTION LIMITED
STANDALONE STATEMENT OF CHANGES IN EQUITY FOR THE YEAR ENDED 31 MARCH, 2021

A. Equity share capital

Particulars	Amount (₹/Lakhs)
(i) Balance as at 1 April, 2019	55,200.00
(ii) Changes in equity share capital during the year	-
(iii) Balance as at 31 March, 2020	55,200.00
(i) Balance as at 1 April, 2020	55,200.00
(ii) Add: Bonus equity shares issued during the year	50,000.00
(iii) Balance as at 31 March, 2021	1,05,200.00

B. Other equity


Particulars	Reserves and Surplus			Total
	Capital Redemption Reserve	General Reserve	Retained Earnings	
(i) Balance as at 1 April, 2019	50,000.00	9,150.00	2,03,913.84	2,63,063.84
(ii) Profit for the year	-	-	41,414.47	41,414.47
(iii) Other comprehensive income/(expense) for the year (net of tax)	-	-	(387.48)	(387.48)
(iv) Total comprehensive income {(ii)+(iii)}	-	-	41,026.99	41,026.99
(v) Dividend paid (including tax on dividend)	-	-	(11,978.38)	(11,978.38)
(vi) Balance as at 31 March, 2020 {(i)+(iv)+(v)}	50,000.00	9,150.00	2,32,962.45	2,92,112.45
(i) Balance as at 1 April, 2020	50,000.00	9,150.00	2,32,962.45	2,92,112.45
(ii) Profit for the year	-	-	42,817.23	42,817.23
(iii) Other comprehensive income/(expense) for the year (net of tax)	-	-	128.10	128.10
(iv) Total comprehensive income {(ii)+(iii)}	-	-	42,945.33	42,945.33
(v) Dividend paid	-	-	(13,248.00)	(13,248.00)
(vi) Bonus equity shares issued during the year out of capital redemption reserve (refer note 18.7)	(50,000.00)	-	-	(50,000.00)
(vii) Balance as at 31 March, 2021 {(i)+(iv)+(v)+(vi)}	-	9,150.00	2,62,659.78	2,71,809.78

See accompanying notes forming part of standalone financial statements (1-47)

In terms of our report attached of even date

For Walker Chandio & Co LLP
 Chartered Accountants
 Firm's Registration No.: 001076N/N500013

Neeraj Goel
 Partner
 Membership No.: 99514



For and on behalf of the Board of Directors

Ajay Shankar
 Director
 DIN: 01800443

Satya Gupta
 Director
 DIN: 08172427

Ganesh Srinivasan
 Chief Executive Officer

Ajay Kalsie
 Company Secretary

Hemant Goyal
 Chief Financial Officer

Gurugram
 23 April, 2021

New Delhi
 23 April, 2021

TATA POWER DELHI DISTRIBUTION LIMITED
STANDALONE STATEMENT OF CASH FLOWS FOR THE YEAR ENDED 31 MARCH, 2021

	Year ended 31.03.2021 ₹/Lakhs	Year ended 31.03.2020 ₹/Lakhs
A. Cash flow from operating activities		
Profit for the year	42,817.23	41,414.47
Adjustments to reconcile profit for the year to net cash flows:		
Income tax recognised as expense in Statement of Profit and Loss	12,935.46	23,192.14
Depreciation and amortisation expense	35,381.68	33,316.06
Finance costs (net of capitalisation)	34,390.98	34,490.06
Interest income	(228.84)	(274.11)
Gain on sale/fair value of mutual fund investment measured at FVTPL	(5.50)	(21.02)
Loss on disposal of property, plant and equipment	220.56	1,909.09
Amortisation of capital grants	(72.98)	(74.83)
Amortisation of contribution for capital works and service line charges	(7,965.20)	(8,023.57)
Obsolete inventory written off/allowance for obsolete inventory	482.90	2.97
Bad debts written off/(written back)	1,505.24	400.01
Late payment surcharge	(2,480.43)	(1,938.07)
Allowance for doubtful debts	(938.77)	1,218.44
Net unrealised foreign exchange (gain) / loss	24.18	(26.41)
Operating profit before working capital changes	1,16,066.51	1,25,585.23
Working capital adjustments:		
Adjustments for (increase)/decrease in operating assets:		
Inventories	(848.71)	(12.93)
Trade receivables	3,271.07	(8,543.48)
Loans - current	(286.40)	(72.26)
Loans - non current	75.00	61.42
Other financial assets - current	(4,143.17)	2,067.59
Other financial assets - non current	29.08	34.82
Other non-current assets	(3.52)	(13.09)
Other current assets	5,429.67	4,893.23
Regulatory deferral account debit balances	(28,985.39)	(46,271.25)
Adjustments for increase/(decrease) in operating liabilities:		
Trade payables	7,214.48	(13,038.65)
Other financial liabilities - current	908.43	(2,495.84)
Other financial liabilities - non current	(6.45)	397.28
Other current liabilities	(6,517.74)	1,189.00
Other non-current liabilities	(1,390.50)	11,648.84
Provision for employee benefits - current	(638.00)	(19.51)
Provision for employee benefits - non current	277.15	1,091.06
Cash generated from operations	90,451.51	76,501.46
Taxes paid (including tax deducted at source)	(8,774.82)	(11,240.82)
Net cash from/(used in) operating activities	(A) 81,676.69	65,260.64
B. Cash flow from investing activities		
Purchase of property, plant and equipment (including capital advances)	(39,788.61)	(48,647.27)
Proceeds from sale of property, plant and equipment	1,209.35	928.30
Proceeds from bank deposits (net)	254.30	(6,553.32)
Interest received	650.27	242.81
Late payment surcharge received	2,480.43	1,938.07
Purchase of current investments	(23,400.00)	(74,500.00)
Proceeds from sale of current investments	31,905.69	66,020.83
Net cash from/(used in) investing activities	(B) (26,688.57)	(60,570.58)
C. Cash flow from financing activities		
Finance cost paid	(34,460.29)	(35,126.99)
Payment of lease liabilities	-	(955.92)
Proceeds from short-term borrowings and working capital demand loans	4,36,900.23	5,21,042.35
Repayment of short-term borrowings and working capital demand loans	(4,37,984.43)	(4,96,372.35)
Net (repayment)/proceeds from cash credit and other credit facilities	6,094.19	(25,434.38)
Proceeds from long-term borrowings	40,000.00	1,12,791.65
Repayment of long-term borrowings	(57,434.37)	(78,247.03)
Net (refund)/proceeds from contribution for capital works	740.03	3,243.29
Proceeds from service line charges	2,602.21	2,893.97
Net (repayment)/proceeds from consumers' security deposits	2,561.71	4,881.85
Dividend paid to equity shareholders (including dividend distribution tax)	(13,248.00)	(11,978.38)
Net cash from/(used in) financing activities	(C) (54,228.72)	(3,261.94)
Net increase/(decrease) in cash and cash equivalents	(A+B+C) 759.40	1,428.12
Cash and cash equivalents at the beginning of the year	3,853.24	2,425.12
Cash and cash equivalents at the end of the year (refer note 14)	4,612.64	3,853.24

See accompanying notes forming part of standalone financial statements (1-47)

In terms of our report attached of even date

For Walker Chandio & Co LLP
Chartered Accountants
Firm's Registration No.: 091076N/N500013

Neeraj Goel
Partner
Membership No.: 99514



For and on behalf of the Board of Directors

Ajay Shankar
Director
DIN: 01800443

Satya Gupta
Director
DIN: 08172427

Ganesh Srinivasan
Chief Executive Officer

Ajay Kalsie
Company Secretary

Hemant Goyal
Chief Financial Officer

Gurugram
23 April, 2021

New Delhi
23 April, 2021

TATA POWER DELHI DISTRIBUTION LIMITED
NOTES FORMING PART OF THE STANDALONE FINANCIAL STATEMENTS

Note 1

General Information

Tata Power Delhi Distribution Limited (Tata Power-DDL) or (the Company) is a public limited company incorporated and domiciled in India and is primarily engaged in the business of distribution of electricity in North and North-West Delhi. The Company was set up in terms of Delhi Electricity Reforms (Transfer Scheme) Rules 2001. The undertaking of the erstwhile Delhi Vidyut Board (DVB) engaged in distribution and retail supply of electricity in the North & North-West districts in the National Capital Territory of Delhi along with the personnel employed therein were transferred to the Company with effect from 1 July, 2002 which also marked the commencement of commercial operations for the Company.

The address of its registered office and principal place of business is NDPL House, Hudson Lines, Kingsway Camp, Delhi- 110009. The Company has been granted a license under Section 20 of the Delhi Electricity Reform Act, 2000 (Act No. 2 of 2001) by the Delhi Electricity Regulatory Commission (DERC) on 11 March, 2004. The license is valid for a period of twenty-five years. During the period from 1 July, 2002 to the date of grant of license, Tata Power-DDL was a deemed licensee.

The Company is subsidiary of Tata Power Company Limited (TPCL) which holds 51% equity shares and controlling stake and 49% equity shares is held by Delhi Power Company Limited.

Note 2

2.1 Statement of compliance

The financial statements have been prepared in accordance with Indian Accounting Standards (Ind AS) as notified under the Companies (Indian Accounting Standards) Rules, 2015 (as amended) read with Section 133 of the Companies Act, 2013 ("the Act") and other relevant provisions of the Act. As the Company is governed by Electricity Act, 2003 and the saved provisions of Electricity (Supply) Act, 1948, the provisions of the said Acts prevail wherever these are inconsistent with the provisions of the Companies Act, 2013.

2.2 Basis of preparation and presentation

The financial statements have been prepared on accrual basis and on historical cost convention except for certain financial instruments that are measured at fair values at the end of each reporting period, as explained in the accounting policies below.

Historical cost is generally based on the fair value of the consideration given in exchange for goods and services.

Fair value is the price that would be received to sell an asset or paid to transfer a liability in an orderly transaction between market participants at the measurement date, regardless of whether that price is directly observable or estimated using another valuation technique. In estimating the fair value of an asset or a liability, the Company takes into account the characteristics of the asset or liability if market participants would take those characteristics into account when pricing the asset or liability at the measurement date. Fair value for measurement and/or disclosure purposes in these standalone financial statements is determined on such basis, except for leasing transactions that are within the scope of Ind AS 116/Ind AS 17 (as applicable), and measurements that have some similarities to fair value but are not fair value, such as net realisable value in Ind AS 2 or value in use in Ind AS 36.

In addition, for financial reporting purposes, fair value measurements are categorised into Level 1, 2, or 3 based on the degree to which the inputs to the fair value measurements are observable and the significance of the inputs to the fair value measurement in its entirety, which are described as follows:

- (i) Level 1 inputs are quoted prices (unadjusted) in active markets for identical assets or liabilities that the entity can access at the measurement date;
- (ii) Level 2 inputs are inputs, other than quoted prices included within Level 1, that are observable for the asset or liability, either directly or indirectly; and
- (iii) Level 3 inputs are not based on observable market data (unobservable inputs). Fair values are determined in whole or in part using a valuation model based on assumptions that are neither supported by prices from observable current market transactions in the same instrument nor are they based on available market data.

Note 3

Other significant accounting policies

Accounting policies are set out along with respective explanatory notes where it specifically relates to such transactions or balances. Other significant accounting policies are set out below:

3.1 Foreign currencies

These financial statements are presented in Indian rupees, which is the functional currency of the Company. The functional currency represents the currency of the primary economic environment in which the Company operates.

Income and expenses in foreign currencies are recorded at exchange rates prevailing on the date of the transaction. Foreign currency denominated monetary assets and liabilities are translated at the exchange rate prevailing on the Balance Sheet date and exchange gains and losses arising on settlement and restatement are recognised in the Statement of Profit and Loss.

Non-monetary assets and liabilities that are measured in terms of historical cost in foreign currencies are not retranslated.

Exchange differences on monetary items are recognised in the Statement of Profit and Loss in the period in which they arise except for exchange differences on foreign currency borrowings relating to assets under construction for future productive use, which are included in the cost of those assets when they are regarded as an adjustment to interest costs on those foreign currency borrowings.

3.2 Current versus non-current classification

The Company has determined its operating cycle as 12 months for the purpose of classification of its assets and liabilities as current and non-current.

Deferred tax assets and liabilities are classified as non-current assets and liabilities.

3.3 Financial instruments

Financial assets and financial liabilities are recognised when the Company becomes a party to the contractual provisions of the instruments.

Except for trade receivables, financial assets and financial liabilities are initially measured at fair value. Trade receivables are measured at the transaction price. Transaction costs that are directly attributable to the acquisition or issue of financial assets and financial liabilities (other than financial assets at fair value through profit or loss) are added to or deducted from the fair value of the financial assets or financial liabilities, as appropriate, on initial recognition. Transaction costs directly attributable to the acquisition of financial assets at fair value through profit or loss are recognised immediately in the Statement of Profit and Loss.



[Handwritten signature]



3.3.1 Offsetting of financial instruments

Financial assets and financial liabilities are offset and the net amount is reported in the balance sheet if there is a currently enforceable legal right to offset the recognised amounts and there is an intention to settle on a net basis, to realise the asset and settle the liabilities simultaneously.

3.4 Financial assets

All recognised financial assets are subsequently measured in their entirety at either amortised cost or fair value, depending on the classification of the financial assets.

3.4.1 Amortised cost

A financial asset shall be measured at amortised cost using effective interest rates if both of the following conditions are met:

- (i) financial asset is held within a business model whose objective is to hold financial assets in order to collect contractual cash flows; and
- (ii) contractual terms of the financial asset give rise on specified dates to cash flows that are solely payments of principal and interest on the principal amount outstanding.

The effective interest method is a method of calculating the amortised cost of a financial asset and of allocating interest income over the relevant period. The effective interest rate is the rate that exactly discounts estimated future cash receipts (including all fees paid or received that form an integral part of the effective interest rate, transaction costs and other premiums or discounts) through the expected life of the financial asset, or, where appropriate, a shorter period, to the net carrying amount on initial recognition.

3.4.2 Financial assets at fair value through profit or loss (FVTPL)

Financial assets at FVTPL include financial assets that either do not meet the criteria for amortised cost classification or are equity instruments held for trading or that meet certain conditions and are designated at FVTPL upon initial recognition. All derivative financial instruments also fall into this category, except for those designated and effective as hedging instruments, for which the hedge accounting requirements may apply. Assets in this category are measured at fair value with gains or losses recognized in the Statement of Profit and Loss. The fair values of financial assets in this category are determined by reference to active market transactions or using a valuation technique where no active market exists.

3.4.3 Financial assets at fair value through other comprehensive income (FVTOCI)

On initial recognition, the Company can make an irrevocable election (on an instrument-by-instrument basis) to present the subsequent changes in fair value in other comprehensive income pertaining to investments in equity instruments. This election is not permitted if the equity investment is held for trading. These elected investments are initially measured at fair value plus transaction costs. Subsequently, they are measured at fair value with gains and losses arising from changes in fair value recognised in other comprehensive income and accumulated in the 'Reserve for equity instruments through other comprehensive income'. The cumulative gain or loss is not reclassified to the Statement of Profit and Loss on disposal of the investments.

A financial asset is held for trading if:

- (i) it has been acquired principally for the purpose of selling it in the near term; or
- (ii) on initial recognition it is part of a portfolio of identified financial instruments that the Company manages together and has a recent actual pattern of short-term profit-taking; or
- (iii) it is a derivative that is not designated and effective as a hedging instrument or a financial guarantee.

Dividends on these investments in equity instruments are recognised in the Statement of Profit and Loss when the Company's right to receive the dividends is established, 'it is probable that the economic benefits associated with the dividend will flow to the entity, the dividend does not represent a recovery of part of cost of the investment and the amount of dividend can be measured reliably. Dividends recognised in the Statement of Profit and Loss are included in the 'Other income' line item.

3.4.4 Impairment of financial asset

The Company applies the expected credit loss model for recognising impairment loss on financial assets measured at amortised cost, trade receivables and other contractual rights to receive cash or other financial asset not designated as at FVTPL.

For trade receivables or any contractual right to receive cash or another financial asset that result from transactions that are within the scope of Ind AS 115 "Revenue from Contracts with Customers", the Company always measures the loss allowance at an amount equal to lifetime expected credit losses using the simplified approach permitted under Ind AS 109 "Financial Instruments".

Expected credit losses are the weighted average of credit losses with the respective risks of default occurring as the weights. Credit loss is the difference between all contractual cash flows that are due to the Company in accordance with the contract and all the cash flows that the Company expects to receive (i.e. all cash shortfalls), discounted at the original effective interest rate (or credit-adjusted effective interest rate for purchased or originated credit-impaired financial assets). The Company estimates cash flows by considering all contractual terms of the financial instrument (for example, prepayment, extension, call and similar options) through the expected life of that financial instrument.

Further, for the purpose of measuring lifetime expected credit loss allowance for trade receivables, the Company has used a practical expedient as permitted under Ind AS 109. This expected credit loss allowance is computed based on a provision matrix which takes into account historical credit loss experience and adjusted for forward-looking information.

3.4.5 Derecognition of financial asset

The Company derecognises a financial asset when the contractual rights to the cash flows from the asset expire, or when it transfers the financial asset and substantially all the risks and rewards of ownership of the asset to another party.

3.5 Financial liabilities and equity instruments

3.5.1 Classification as debt or equity

Debt and equity instruments issued by the Company are classified as either financial liabilities or as equity in accordance with the substance of the contractual arrangements and the definitions of a financial liability and an equity instrument.

3.5.2 Equity instruments

An equity instrument is any contract that evidences a residual interest in the assets of an entity after deducting all of its liabilities. Incremental costs directly attributable to the issuance of new ordinary shares and share options are recognized as a deduction from equity, net of any tax effects.

3.5.3 Financial liability

All financial liabilities are subsequently measured at amortised cost using the effective interest method.



Handwritten signature



TATA POWER DELHI DISTRIBUTION LIMITED
NOTES FORMING PART OF THE STANDALONE FINANCIAL STATEMENTS

3.5.3.1 Financial liabilities subsequently measured at amortised cost

Financial liabilities that are not held-for-trading and are not designated as at FVTPL are measured at amortised cost at the end of subsequent reporting periods. The carrying amounts of financial liabilities that are subsequently measured at amortised cost are determined based on the effective interest method.

The effective interest method is a method of calculating the amortised cost of a financial liability and of allocating interest expense over the relevant reporting period. The effective interest rate is the rate that exactly discounts estimated future cash payments (including all fees paid or received that form an integral part of the effective interest rate, transaction costs and other premiums or discounts) through the expected life of the financial liability, or (where appropriate) a shorter period, to the net carrying amount on initial recognition.

3.5.3.2 Derecognition of financial liabilities

The Company derecognises financial liabilities when, and only when, the Company's obligations are discharged, cancelled or have expired. An exchange with a lender of debt instruments with substantially different terms is accounted for as an extinguishment of the original financial liability and the recognition of a new financial liability. The difference between the carrying amount of the financial liability derecognised and the consideration paid and payable is recognised in the Statement of Profit and Loss.

3.6 Dividend

Final dividends on shares are recorded as a liability on the date of approval by the shareholders and interim dividends are recorded as a liability on the date of declaration by the Company's Board of Directors.

3.7 Changes in accounting policies and disclosures

All the Ind AS issued and notified by the Ministry of Corporate Affairs under the Companies (Indian Accounting Standards) Rules, 2015 (as amended) till the financial statements are authorised have been considered in preparing these financial statements.

3.8 Deferred tax recoverable/payable

In the regulated operations of the Company where tariff recovered from consumers is determined on cost plus return on equity, the Income tax cost is pass through cost and accordingly the Company recognises Deferred tax recoverable/ payable against any Deferred tax expense/ income. As per the opinion pronounced by the Expert Advisory Committee of The Institute of Chartered Accountants of India, the Company has recognised Deferred tax recoverable/ payable under regulatory deferral account debit/ credit balance.

3.9 Critical accounting estimates and judgements

In the application of the Company's accounting policies, management of the Company is required to make judgements, estimates and assumptions about the carrying amounts of assets and liabilities that are not readily apparent from other sources. The estimates and associated assumptions are based on historical experience and other factors that are considered to be relevant. Actual results may differ from these estimates.

The estimates and underlying assumptions are reviewed on an ongoing basis. Revisions to accounting estimates are recognised in the period in which the estimate is revised if the revision affects only that period, or in the period of the revision and future periods if the revision affects both current and future periods. Detailed information about each of these estimates and judgements is included in relevant notes together with information about the basis of calculation for each affected line item in the financial statements.

The areas involving critical estimates or judgements are:

1. Estimates used for impairment of property, plant and equipment of certain cash generating units (CGU) - Note 4
2. Estimated fair value of unquoted securities and impairment of investments - Note 6 and 12
3. Estimation of defined benefit obligation - Note 22, 29 and 34
4. Estimation of current tax and deferred tax expense (including Minimum Alternate Tax credit) - Note 42
5. Estimation of regulatory deferral account balances - Note 37
6. Estimation of provision and contingent liability - Note 22, 29 and 31
7. Estimation of impairment of financial assets - Note 13
8. Estimation of unbilled revenue - Note 16(b) and 17(a)

Estimates and judgement are continually evaluated. They are based on historical experience and other factors, including expectations of future events that may have a financial impact on the Company and that are believed to be reasonable under the circumstances.

3.10 Impact of COVID-19

Spread of Coronavirus disease (COVID-19) led to nationwide lockdown from 25 March, 2020 which was gradually lifted during the course of the year in the country. During the initial period economic activity in general was significantly impacted and remained much below normal level. Accordingly upon noticing the reduction in demand of electricity in its distribution area and delays in collection from consumers, the Company immediately represented the situation to CERC/DERC/Delhi Government and power suppliers. To help and address the situation post lockdown, the CERC and DERC have extended immediate relief in the form of extended credit period from power suppliers and rebate scheme to retail consumers. Apart from relief provided by CERC/DERC, to manage the expected liquidity risk, the Company has taken various measures including availment of seller's side bill discounting for a major portion of power purchase and transmission supplies invoices from generating and transmission companies, reprioritized capital expenditure in immediate future and extended credit period from vendors. Gradually the demand of electricity and collection is returning back to normal level, however the Company continues to closely monitor the cash flow situation and is actively working to minimize the impact of this unprecedented situation.



Signature



TATA POWER DELHI DISTRIBUTION LIMITED
NOTES FORMING PART OF THE STANDALONE FINANCIAL STATEMENTS

Note 4

Property, plant and equipment and intangible assets

Accounting policy

4.1 Property, plant and equipment

Property, plant and equipment are stated at cost less accumulated depreciation and impairment, if any. The initial cost of an asset comprises its purchase price or construction cost and any costs directly attributable in bringing the assets to their working condition for their intended use.

Asset transferred from erstwhile DVB are stated at the transaction value notified by the Government of National Capital Territory of Delhi (GNCTD) under the Transfer Scheme. Values are assigned to different heads of individual property, plant and equipment as on the date of the transfer i.e. 1 July, 2002 as per an independent technical valuer's estimation.

With effect from 1 April, 2014, Schedule II of the Companies Act, 2013 has been notified and in accordance with Part B of Schedule II, the rate or useful life and residual value given in DERC regulations are applied for computing depreciation on assets. However, in case of assets where no useful life is prescribed in DERC regulations, the useful life and residual value as given in Part C of Schedule II of the Companies Act, 2013 is followed. Further, in case of any class of asset where useful life as estimated by management and/or certified by independent valuer is lower than DERC or Part C of Schedule II of the Companies Act, 2013 then such lower useful life is followed for computing depreciation on such asset.

As per DERC (Terms & Conditions for Determination of Tariff) Regulations, 2017 notified on 31 January, 2017 applicable from financial year (FY) 2017-18 onwards, DERC has changed rate of depreciation @ 5.83% up to 12 years of useful life on plant and equipment (comprising of transformers including fixed apparatus, switch gears, lighting arresters, overhead/underground cables) and balance WDV up to 90% over remaining period of useful life of assets instead of equal rate of depreciation applicable in previous regulations. The new regulations have also changed useful life of other class of property, plant and equipment. Accordingly w.e.f. 1 April, 2017 the Company has started charging the depreciation @ 5.83% p.a. on plant and equipment whose useful life has not yet been over up to 12 years, changed useful life of other class of property plant and equipment as per new regulations.

Depreciation for the reporting period in respect of property, plant and equipment has been provided on the straight line method so as to write off the cost of the assets over the useful lives as per DERC regulations/Schedule II of the Companies Act 2013, as applicable.

Residual value is taken at the rate of 10% for assets where rate or useful life is prescribed in DERC regulations and 5% where useful life as per Part C of Schedule II of the Companies Act, 2013 is considered.

Assets (other than project assets) costing less than ₹ 5,000 where useful life is considered as per Part C of schedule II to the Companies Act, 2013 are depreciated fully in the year of first use.

Depreciation for the reporting period in respect of property, plant and equipment used for electricity generation has been provided on straight line method as per rates/ useful life prescribed in new regulations notified by DERC on 31 January, 2017. The depreciation has been calculated in a manner which has the effect of depreciating 90% of the capitalized cost of each such depreciable asset.

Subsequent costs are included in the asset's carrying amount or recognised as a separate asset, as appropriate, only when it is probable that future economic benefits associated with the item will flow to the Company and the cost of the item can be measured reliably. The carrying amount of the replaced part is derecognised. Similarly, when a major inspection is performed, its cost is recognised in the carrying amount of the plant and equipment as a replacement, if the recognition criteria are satisfied.

All other repairs and maintenance are charged to the Statement of Profit and Loss during the financial period in which they are incurred.

Depreciation on subsequent expenditure on property, plant and equipment arising on account of capital improvement or other factors is provided for prospectively over the remaining useful life.

Depreciation on refurbished/revamped assets which are capitalized separately is provided for over the reassessed useful life, which is not more than the life specified in DERC regulations/Schedule II to the Companies Act, 2013, as applicable.

Based on the above, the useful life used for various class of assets are:

Description/Class of Assets	Useful life (years)
Office buildings, housing colonies	50
Temporary structures	0
Meters (including smart meters)	10
General plant & machinery, SCADA (excluding IT software/hardware), street lightening	15
SCADA IT software/hardware	6
Office furniture & related equipments (excluding communication equipment)	10
Communication Equipment	15
Batteries	5
IT equipment including software	6
Overhead lines, solar PV	25
Electrical plant & machinery (not covered in above classes)	25
Underground cables	35
Motor vehicles	10

Projects under which tangible property, plant and equipment are not yet ready for their intended use are carried at cost, comprising direct costs, other directly attributable costs of construction and attributable interest.

An item of property, plant and equipment is derecognised upon disposal or when no future economic benefits are expected to arise from the continued use of the asset. Any gain or loss arising on the disposal or retirement of an item of property, plant and equipment is determined as the difference between the sales proceeds and the carrying amount of the asset and is recognised in the Statement of Profit and Loss.



Handwritten signature



4.2 Intangible assets

Intangible assets with finite useful lives that are acquired separately are carried at cost less accumulated amortisation and accumulated impairment losses. Amortisation is recognised on a straight-line basis over their estimated useful lives. The estimated useful life and amortisation method are reviewed at the end of each reporting period, with the effect of any changes in estimate being accounted for on a prospective basis.

4.3 Impairment of tangible and intangible assets

At the end of each reporting period, the Company reviews the carrying amounts of its tangible and intangible assets of a "Cash Generating Unit" (CGU) to determine whether there is any indication that those assets have suffered an impairment loss. Individual assets are grouped for impairment assessment purposes at the lowest level at which there are identifiable cash flows that are largely independent of the cash flows of other groups of assets. If any such indication exists, the recoverable amount of the asset is estimated in order to determine the extent of the impairment loss (if any). When it is not possible to estimate the recoverable amount of an individual asset, the Company estimates the recoverable amount of the cash-generating unit to which the asset belongs. When a reasonable and consistent basis of allocation can be identified, corporate assets are also allocated to individual cash-generating units, or otherwise they are allocated to the smallest group of cash-generating units for which a reasonable and consistent allocation basis can be identified.

Recoverable amount is the higher of fair value less costs of disposal and value in use. In assessing value in use, the estimated future cash flows are discounted to their present value using a pre-tax discount rate that reflects current market assessments of the time value of money and the risks specific to the asset for which the estimates of future cash flows have not been adjusted.

If the recoverable amount of an asset (or cash-generating unit) is estimated to be less than its carrying amount, the carrying amount of the asset (or cash-generating unit) is reduced to its recoverable amount. An impairment loss is recognised immediately in profit or loss.

When an impairment loss subsequently reverses, the carrying amount of the asset (or a cash-generating unit) is increased to the revised estimate of its recoverable amount. The increased carrying amount does not exceed the carrying amount that would have been determined had no impairment loss been recognised for the asset (or cash-generating unit) in prior years. A reversal of an impairment loss is recognised immediately in the Statement of Profit and Loss.

Abhinav



TATA POWER DELHI DISTRIBUTION LIMITED
NOTES FORMING PART OF THE STANDALONE FINANCIAL STATEMENTS

Note 4.4

Particulars	Cost			Accumulated depreciation and amortisation			Carrying amount	
	As at 01.04.2020	Additions	Borrowing costs capitalised	Disposals	As at 01.04.2020	Eliminated on disposals	As at 31.03.2021	As at 31.03.2020
4.4.1 Property, plant and equipment								
(a) Buildings - Plant	30,424.91	1,676.29	3.98	-	32,105.18	-	21,581.30	20,359.82
(b) Building - Others	4,430.48	497.28	7.64	-	4,935.40	-	1,450.10	1,494.69
(c) Plant and equipment:	3,05,676.82	25,741.32	127.30	3,155.41	3,28,390.03	2,297.15	1,82,968.13	1,75,673.37
(d) Transmission lines and cable network	3,06,858.03	17,478.51	181.42	173.89	3,24,344.07	112.88	1,92,274.88	1,88,307.72
(e) Furniture and fixtures	1,152.65	79.40	-	0.41	1,231.64	0.38	483.82	475.83
(f) Vehicles	3,515.41	821.86	-	732.90	3,604.37	234.26	2,780.94	2,766.51
(g) Office equipment	4,510.51	166.13	-	54.37	4,622.27	42.40	2,157.18	2,296.48
Total	6,56,568.81	46,460.79	320.34	4,116.98	6,99,232.96	2,687.07	4,03,696.35	3,91,374.42
As at 31.03.2020	(6,06,296.76)	(56,176.52)	(347.08)	(6,251.55)	(6,56,568.81)	(3,414.16)	(3,91,374.42)	
4.4.2 Intangible assets								
Computer software	13,624.42	3,357.99	-	-	16,982.41	-	7,891.13	6,084.89
Total	13,624.42	3,357.99	-	-	16,982.41	-	7,891.13	6,084.89
As at 31.03.2020	(13,384.52)	(239.90)	-	-	(13,624.42)	-	(6,084.89)	
Grand total	6,70,193.23	49,818.78	320.34	4,116.98	7,16,215.37	2,687.07	4,11,587.48	3,97,459.31
As at 31.03.2020	(6,19,681.28)	(56,416.42)	(347.08)	(6,251.55)	(6,70,193.23)	(3,414.16)	(3,97,459.31)	
4.4.3 Capital work-in-progress (CWIP)	27,339.37	42,099.79	411.14	50,139.12	19,711.18	-	19,711.18	27,339.37
As at 31.03.2020	(34,720.12)	(47,544.77)	(647.93)	(55,573.45)	(27,339.37)	(-)	(-)	

4.4.4 Property plant & equipment and intangible assets (movable and immovable) are hypothecated against secured borrowings of ₹ 1,90,229.17 lakhs (as at 31 March, 2020 ₹ 1,65,125.00 lakhs) (refer note 20.1(i), 26.1, 28(b)(i)).

4.4.5 CWIP includes closing capital inventory of ₹ 7,028.28 lakhs (as at 31 March, 2020 ₹ 7,311.42 lakhs).

4.4.6 Carrying amount of capital inventory hypothecated as security for borrowings is ₹ 6,994.97 lakhs (as at 31 March, 2020 ₹ 7,278.11 lakhs) (refer note 20.1(i), 26.1, 28(b)(i)).

4.4.7 During the year ended 31 March, 2021 the borrowing cost of ₹ 411.14 lakhs (as at 31 March, 2020 ₹ 647.93 lakhs) relating to capital work-in-progress includes ₹ 208.09 lakhs (as at 31 March, 2020 ₹ 227.32 lakhs) on account of capitalisation of interest expense on lease liability.

4.4.8 Depreciation and amortisation charge to Statement of Profit and Loss :

Particulars	₹/Lakhs	
	Year ended 31.03.2021	Year ended 31.03.2020
Depreciation on tangible assets	33,029.29	30,955.13
Add: Amortisation of right of use assets (refer note 5)	800.64	799.96
Add: Amortisation on intangible assets	1,551.75	1,560.97
Total	35,381.68	33,316.06

4.4.9 During the year ended 31 March, 2019 the property, plant and equipment relating to Rithala Power Generation Plant had been classified as assets held for sale (refer note 37.7.1).

4.4.10 The Company does not own any land in its name. The Company retain operational rights over the land and buildings used for the purpose of carrying out distribution business under a license granted by Delhi Electricity Regulatory Commission (DERC).

4.4.11 Figures in bracket represents previous year figures.



TATA POWER DELHI DISTRIBUTION LIMITED
NOTES FORMING PART OF THE STANDALONE FINANCIAL STATEMENTS

Note 5
Leases

Accounting Policy

At inception of contract, the Company assesses whether the contract is, or contains, a lease. A contract is, or contains, a lease if the contract conveys the right to control the use of an identified asset for a period of time in exchange for consideration. To assess whether a contract conveys the right to control the use of an identified asset, the Company assessed whether:

- the contract involves the use of identified asset;
- the Company has the right to obtain substantially all of the economic benefits from use of the asset throughout the period of use; and
- the Company has the right to direct the use of the asset.

At inception or on reassessment of a contract that contains a lease component, the Company allocates consideration in the contract to each lease component on the basis of their relative stand alone price.

As a lessee

(i) Right-of-use assets

The Company recognises right-of-use assets at the commencement date of the lease. Right-of-use assets are measured at cost, less any accumulated depreciation and impairment losses, and adjusted for any remeasurement of lease liabilities. The cost of right-of-use assets includes the amount of lease liabilities recognised, initial direct costs incurred, lease payments made at or before the commencement date less any lease incentives received and estimate of costs to dismantle. Right-of-use assets are depreciated on a straight-line basis over the shorter of the lease term and the estimated useful lives of the assets. as follows:

Description/Class of Assets	Lease term (years)
Land	10 (Period of license)

The Company has disclosed right-to-use assets that do not meet the definition of investment property separately in the Balance Sheet.

(ii) Lease liabilities

At the commencement date of the lease, the Company recognises lease liabilities measured at the present value of lease payments to be made over the lease term. In calculating the present value of lease payments, the Company generally uses its incremental borrowing rate at the lease commencement date if the discount rate implicit in the lease is not readily determinable.

After the commencement date, the amount of lease liabilities is increased to reflect the accretion of interest and reduced for the lease payments made. The carrying amount is remeasured when there is a change in future lease payments arising from a change in index or rate. In addition, the carrying amount of lease liabilities is remeasured if there is a modification, a change in the lease term, a change in the lease payments or a change in the assessment of an option to purchase the underlying asset.

The Company has disclosed lease liabilities separately under the head 'Financial liabilities' in the Balance Sheet.


(iii) Short term leases and leases of low value of assets

The Company applies the short-term lease recognition exemption to its short-term leases. It also applies the lease of low-value assets recognition exemption that are considered to be low value. Lease payments on short-term leases and leases of low value assets are recognised as expense on a straight-line basis over the lease term.

(iv) Disclosures under Ind AS 116

The Company has entered into lease contracts for land used in its operations. Leases of land has been considered for a lease term of 10 years however, the Company's future lease payments in respect of land leases are dependent upon extension of its distribution licence. The Company may assign and sub-lease the leased assets.

Particulars	₹/Lakhs	
	As at 31.03.2021	As at 31.03.2020
(a) Right-of-use assets		
Cost		
Opening balance	10,945.54	10,945.54
Add: Additions during the year	-	-
Closing balance	10,945.54	10,945.54
Accumulated depreciation and amortisation		
Opening balance	1,094.55	-
Add: Depreciation for the year	1,094.56	1,094.55
Closing balance	2,189.11	1,094.55
Net carrying amount		
Closing balance	8,756.43	9,850.99
(b) Lease liabilities		
Opening balance	8,665.70	9,621.62
Add: Interest expense accrued on lease liabilities (refer note 35)	774.97	844.61
Less: Lease liabilities paid	-	1,800.53
Closing balance	9,440.67	8,665.70
Non-current lease liabilities	7,020.74	7,878.44
Current lease liabilities	2,419.93	787.26



TATA POWER DELHI DISTRIBUTION LIMITED
NOTES FORMING PART OF THE STANDALONE FINANCIAL STATEMENTS

Particulars	₹/Lakhs	
	Year ended 31.03.2021	Year ended 31.03.2020
(a) Amount recognised in Statement of Profit & Loss		
(i) Depreciation on Right-of-use assets (classified under Depreciation and amortisation expense)	800.64	799.96
(ii) Interest on lease liabilities (classified under Finance costs)	566.88	617.29
(iii) Expenses related to short term leases (classified under Other expenses)	164.19	156.30
(b) Amount transferred to capital work-in-progress		
(i) Depreciation on Right-of-use assets	293.92	294.59
(ii) Interest on lease liabilities	208.09	227.32
(c) Amount recognised in Statement of Cash Flows		
(i) Total cash outflow of leases	158.60	1,944.12

- (i) The incremental rate of borrowing as at 1 April, 2019 has been considered at 8.60% p.a.
(ii) Refer note 43.3.3 for maturity analysis of lease liabilities.

As a lessor

Leases are classified as finance lease whenever the terms of the lease transfer substantially all the risks and rewards incidental to ownership to the lessee. All other leases are classified as operating lease. The Company recognises lease payments received under operating leases as income on a straight-line basis over the lease term as part of other income.


When the Company is an intermediate lessor, it accounts for its interests in the head lease and the sublease separately. The sublease is classified as a finance or operating lease by reference to the right-of-use asset arising from the head lease.

The Company has entered into operating sub-lease arrangement for its certain land. These typically have lease terms of between 1 to 3 years. The Company has recognised an amount of ₹ 70.09 lakhs as rental income for operating lease during the year ended March 31, 2021 (for the year ended 31 March, 2020 ₹ 65.67 lakhs).

Future minimum rentals receivable under operating leases as at 31 March, 2021 are as follows:

Particulars	₹/Lakhs	
	As at 31.03.2021	As at 31.03.2020
(i) Upto 1 year	6.28	70.09
(ii) 1 to 2 years	-	6.28

Existing contract in respect to Cells on Wheel with Reliance Jio Infratel Private Limited will be effective till 30 April, 2021. Renewal of the contract is in process and new contract is likely to be effective from 01 May, 2021. The effect of new contract has not been considered in above calculations.



TATA POWER DELHI DISTRIBUTION LIMITED
NOTES FORMING PART OF THE STANDALONE FINANCIAL STATEMENTS

Note 6

Investments - non current

Accounting policy

6.1 Investments in subsidiary

A subsidiary is an entity that is controlled by the Company. Control is achieved when the Company:

- has power over the investee;
- is exposed, or has rights, to variable returns from its involvement with the investee; and
- has the ability to use its power to affect its returns.

The Company records the investments in subsidiary at cost less impairment, if any.


After initial recognition, the Company determines whether there is any objective evidence of impairment as a result of one or more events that occurred after the initial recognition of the investment in a subsidiary and that event (or events) has an impact on the estimated future cash flows from the investment that can be reliably estimated. If there exists such an objective evidence of impairment, then it is necessary to recognise impairment loss with respect to the Company's investment in a subsidiary.

When necessary, the cost of the investment is tested for impairment in accordance with Ind AS 36, Impairment of Assets, as a single asset by comparing its recoverable amount (higher of value in use or fair value less costs of disposal) with its carrying amount, any impairment loss recognised is adjusted from the cost of the investment. Any reversal of that impairment loss is recognised in accordance with Ind AS 36 to the extent that the recoverable amount of the investment subsequently increases.

Upon disposal of investment in a subsidiary, a gain or loss is recognised in the Statement of Profit and Loss and is calculated as the difference between (a) the aggregate of the fair value of consideration received and (b) the previous carrying amount of the investment in subsidiary.

	As at 31.03.2021 ₹/Lakhs	As at 31.03.2020 ₹/Lakhs
6.2 Investments in equity instruments		
6.2.1 Investment in subsidiaries - at cost less accumulated impairment, if any		
(a) Unquoted		
Investments in fully paid-up equity shares of wholly owned subsidiary company		
NDPL Infra Limited	5.00	5.00
(0.50 lakhs (as at 31 March, 2020 0.50 lakhs) equity shares of ₹ 10 each, fully paid up)		
6.3 Aggregate carrying value of unquoted investments	5.00	5.00
6.4 Aggregate amount of impairment in value of investments	-	-
Note 7		
Loans - non current		
(At amortised cost)		
Security deposits		
(a) Considered good - unsecured	59.78	134.78
Note 8		
Other financial assets - non current		
(Unsecured and considered good, at amortised cost)		
Recoverable from SVRS Trust (refer note 31.14)	25.78	54.86
Note 9		
Income tax assets (net)		
Income tax	3,247.48	2,735.55
(net of provision for income tax of ₹ 1,09,366.34 lakhs (as at 31 March, 2020 net of provision of income tax ₹ 1,01,103.44 lakhs))		
Note 10		
Other non-current assets		
(Unsecured and considered good)		
(a) Capital advances	513.21	788.45
(b) Income tax paid under protest against demand	2,321.84	2,321.84
(c) Prepaid expenses	43.35	39.38
(d) Others	79.01	79.46
	2,957.41	3,229.13

Abhinav



TATA POWER DELHI DISTRIBUTION LIMITED
NOTES FORMING PART OF THE STANDALONE FINANCIAL STATEMENTS

Note 11
Inventories

Accounting policy

11.1 Inventories of stores and spares and loose tools are valued at lower of cost net of provision for diminution in value or net realisable value. Costs of inventories are determined on 'Weighted Average' basis.

Components and spares inventory include items which could be issued for projects to be capitalised.

Net realisable value is the estimated selling price in the ordinary course of business less any applicable selling expenses.

	As at 31.03.2021 ₹/Lakhs	As at 31.03.2020 ₹/Lakhs
(a) Stores and spares	1,903.02	1,542.68
(b) Loose tools	75.58	32.93
	1,978.60	1,575.61
(c) Less: Allowance for non-moving inventories	295.84	258.66
	<u>1,682.76</u>	<u>1,316.95</u>

11.2 Inventories are hypothecated as security for borrowings (refer note 20.1(i), 26.1, 28(b)(i)).

Note 12

Investments - current

(At fair value through profit or loss)

Investments in mutual funds (unquoted)		
(a) HDFC Overnight Fund - Direct Plan - Growth Option (Nil units (as at 31 March, 2020 1.68 lakh units) at face value of ₹ 1,000 each)	-	5,000.12
(b) ICICI Prudential Overnight Fund Direct Plan Growth (Nil units (as at 31 March, 2020 32.48 lakh units) at face value of ₹ 100 each)	-	3,500.07
	-	<u>8,500.19</u>
12.1 Aggregate purchase price of unquoted investments	-	8,500.00
12.2 Aggregate carrying value of unquoted investments	-	8,500.19

Note 13

Trade receivables

(At amortised cost)

(a) Debtors for sale of power in licensed area (refer note 13.1 below)		
(i) Considered good - secured	7,180.82	11,009.37
(ii) Considered good - unsecured	9,428.19	11,402.24
(iii) Credit impaired	13,932.05	13,667.59
	30,541.06	36,079.20
Less: Allowance for doubtful trade receivables	13,932.05	13,667.59
	16,609.01	22,411.61
(b) Debtors for sale of power other than Tata Power-DDL licensed area		
(i) Considered good - unsecured	285.22	2,394.12
(c) Other debtors		
(i) Considered good - unsecured	10,548.93	6,799.24
(ii) Credit impaired	49.60	977.18
	10,598.53	7,776.42
Less: Allowance for doubtful trade receivables	49.60	977.18
	10,548.93	6,799.24
	<u>27,443.16</u>	<u>31,604.97</u>

13.1 Government subsidy included in note 13(a)

375.76 10.45

13.2 The Company considers non-payment of trade receivables within credit period as increase in credit risk. Further, some part of these receivables is secured by security deposits made by the customers. The status of ageing of trade receivable is given in note 13.4.1.

Alm



TATA POWER DELHI DISTRIBUTION LIMITED
NOTES FORMING PART OF THE STANDALONE FINANCIAL STATEMENTS

13.3 The average credit period for the trade receivable in note 13(a) for distribution of power in license area is 15 clear days. However, DERC vide its Order dated 7 April, 2020 has extended the credit period for payment of electricity bills raised during the period from 24 March, 2020 till 30 June, 2020 by further two weeks. The bill raised for this purpose shall have last date of the extended period as 30 June, 2020.

Late payment surcharge (LPSC) is charged at 1.5% per month on principal component for number of days of delay in receiving payment as per DERC regulations. However, DERC vide its Order dated 7 April, 2020 has restricted the LPSC charged from consumers at lower of working capital loan or 12% per annum for the bills raised during the period from 24 March, 2020 till 30 June, 2020.

13.4 The Company has used a practical expedient by computing the expected credit loss allowance for trade receivables based on a provision matrix. The provision matrix takes into account historical credit loss experience and adjusted for forward looking information. The expected credit loss allowance is based on the ageing of the days the receivables (excluding government receivables) are due and the rates as given in the provision matrix. The provision matrix at the end of the reporting period is as follows:

13.4.1 Ageing of receivables

Expected credit loss provision matrix

(i) Debtors for sale of power in licensed area

Particulars	Expected Credit loss (%)	
	As at 31.03.2021	As at 31.03.2020
(a) Within the credit period	0.56%	0.57%
(b) 1-90 days past due	1.06%	1.40%
(c) 91-182 days past due	3.80%	5.11%
(d) 183 days-1 year past due	11.54%	12.33%
(e) 1-2 year past due	23.55%	23.68%
(f) 2-3 year past due	33.75%	34.82%
(g) >3 years past due	100.00%	100.00%

(ii) Other debtors

Particulars	Expected Credit loss (%)	
	As at 31.03.2021	As at 31.03.2020
(a) Within the credit period	0.53%	0.00%
(b) 1-90 days past due	0.24%	0.00%
(c) 91-182 days past due	0.72%	0.00%
(d) 183 days-1 year past due	1.08%	0.00%
(e) 1-2 year past due	0.75%	23.12%
(f) 2-3 year past due	19.11%	18.72%
(g) >3 years past due	100.00%	100.00%

Age of receivables

Particulars	₹/Lakhs	
	As at 31.03.2021	As at 31.03.2020
(a) Within the credit period	7,979.69	4,007.58
(b) 1-90 days past due	8,130.00	17,194.81
(c) 91-182 days past due	2,792.55	2,650.49
(d) 183 days-1 year past due	3,545.22	4,069.76
(e) 1-3 year past due	7,743.04	7,636.01
(f) >3 years past due	11,234.31	10,691.09

13.4.2 Movement in the allowance for doubtful trade receivables based on expected credit loss:

Particulars	₹/Lakhs	
	As at 31.03.2021	As at 31.03.2020
Debtors for billed revenue		
Balance at beginning of the year	14,644.77	12,649.01
Additions/(reversal) in expected credit loss allowance on trade receivables calculated at lifetime expected credit losses for the year	(77.16)	576.53
Specific allowance/ (reversal) on trade receivables for the year	(585.96)	1,419.23
Balance at end of the year (refer note 13.4.3)	13,981.65	14,644.77

13.4.3 As at 31 March, 2021, ₹ 8,092.51 lakhs (as at 31 March, 2020, ₹ 8,678.46 lakhs) is due from customers whose dues are under dispute pending for resolution and/or are under litigation. This amount has been fully provided for.

13.5 The concentration of credit risk is limited due to the fact that the customer base is large and unrelated. There is no consumer who represents more than 5% of the total balance of trade receivables other than mentioned below:

Particulars	₹/Lakhs	
	As at 31.03.2021	As at 31.03.2020
Delhi Metro Rail Corporation (DMRC)	5,770.78	5,498.60
North Delhi Municipal Corporation Limited (NDMC)	-	2,715.75
REC Power Distribution Company Ltd (RECPDCL)	5,353.43	4,846.27

[Handwritten Signature]



TATA POWER DELHI DISTRIBUTION LIMITED
NOTES FORMING PART OF THE STANDALONE FINANCIAL STATEMENTS

Note 14

Cash and bank balances

Accounting policy

- 14.1 Cash and cash equivalents comprise cash at banks and on hand and short-term deposits with an original maturity of three months or less, which are subject to an insignificant risk of changes in value. Cash and cash equivalents include balances with banks which are unrestricted for withdrawal and usage.

For the purpose of the Statement of Cash Flows, cash and cash equivalents consist of cash and short-term deposits, as defined above, net of outstanding bank overdrafts as they are considered an integral part of the Company's cash management.

	As at 31.03.2021 ₹/Lakhs	As at 31.03.2020 ₹/Lakhs
14.2 Cash and cash equivalents		
(a) Balances with banks - in current accounts	2,405.56	3,460.45
(b) Cheques, drafts on hand	2,184.49	392.79
(c) Cash on hand	22.59	-
	4,612.64	3,853.24

14.2.1 Reconciliation of liabilities from financing activities:

Particulars	As at 31.03.2020	Cash flows		Non-cash transactions		As at 31.03.2021
		Proceeds	Repayment	Additions	Amortisation	
(a) Long-term borrowings (including current maturities)	3,10,738.07	40,000.00	(57,434.37)	-	-	2,93,303.70
(b) Lease liabilities (including current maturities)	8,665.70	-	-	774.97	-	9,440.67
(c) Short-term borrowings and working capital demand loans	31,870.00	4,36,900.23	(4,37,984.43)	-	-	30,785.80
(d) Cash credit and other credit facilities (net)	2,456.29	6,094.19	-	-	-	8,550.48
(e) Consumer contribution for:						
- capital works	66,073.50	2,789.44	(1,680.09)	-	(4,713.08)	62,469.77
- service line	18,504.80	2,602.21	-	-	(3,252.12)	17,854.89
(f) Consumer security deposits (net)	71,804.91	2,561.71	-	-	-	74,366.62
Total	5,10,113.27	4,90,947.78	(4,97,098.89)	774.97	(7,965.20)	4,96,771.93

14.3 Other balances with banks:

- (a) Deposits with banks with original maturity more than 3 months upto 12 months
(b) Restricted bank deposits (Earmarked pursuant to court order or contractual obligations)

	As at 31.03.2021 ₹/Lakhs	As at 31.03.2020 ₹/Lakhs
(a)	80.90	70.68
(b)	9,799.09	10,063.61
	9,879.99	10,134.29

Note 15

Loans - current

(At amortised cost)

Security deposits

- (a) Considered good - unsecured

	597.71	311.31
--	--------	--------

Note 16

Other financial assets - current

(Unsecured and considered good, unless otherwise stated, at amortised cost)

- (a) Accruals
Interest accrued on fixed deposits
(b) Unbilled revenue
(c) Others
(i) Recoverable from SVRS Trust (refer note 31.14)
(ii) Other receivables (including recoverable against street light)
Less: Allowance for doubtful assets against street light

	105.78	157.89
	36,534.99	32,245.22
	3.16	33.09
	244.60	361.27
	179.37	179.37
	65.23	181.90
	36,709.16	32,618.10

Note 17

Other current assets

(Unsecured and considered good)

- (a) Unbilled revenue (contract asset)
(b) Prepaid insurance
(c) Prepaid expenses
(i) Power banking
(e) Advance to vendors
(f) Others

	1,909.50	2,320.07
	769.02	2,951.61
	1,218.97	1,038.49
	4,135.40	3,665.60
	3,913.09	7,102.42
	3,341.38	3,638.84
	15,287.36	20,717.03

(Handwritten signature)



TATA POWER DELHI DISTRIBUTION LIMITED
NOTES FORMING PART OF THE STANDALONE FINANCIAL STATEMENTS

	As at 31.03.2021 ₹/Lakhs	As at 31.03.2020 ₹/Lakhs
Note 18		
Share capital		
Authorised		
12,500 lakhs (as at 31 March, 2020 7,500 lakhs) equity shares of ₹ 10/- each with voting rights.	1,25,000.00	75,000.00
500 lakhs (as at 31 March, 2020 500 lakhs) 12% cumulative redeemable preference shares of ₹ 100/- each without voting rights.	50,000.00	50,000.00
	1,75,000.00	1,25,000.00
Issued, subscribed and paid up		
10,520 lakhs (as at 31 March, 2020 5,520 lakhs) equity shares of ₹ 10/- each fully paid up with voting rights.	1,05,200.00	55,200.00

Of the above:

- 18.1 5,365.20 lakhs (as at 31 March, 2020 2,815.20 lakhs) i.e. 51% (as at 31 March, 2020 51%) equity shares of ₹ 10/- each with voting rights, are held by Tata Power Company Limited, the holding company.
- 18.2 5,154.80 lakhs (as at 31 March, 2020 2,704.80 lakhs) i.e. 49% (as at 31 March, 2020 49%) equity shares of ₹ 10/- each with voting rights, are held by Delhi Power Company Limited.
- 18.3 The equity shares of the Company have a par value of ₹ 10/- each. Each shareholder is eligible for one vote per share held. In the event of liquidation of the Company, the holders of equity shares will be entitled to receive any of the remaining assets of the Company in proportion to the number of equity shares held by the shareholders, after distribution of all preferential amounts.
- 18.4 Reconciliation of the number of shares and amount outstanding at the beginning and at the end of the reporting period:

Particulars	As at 31.03.2021		As at 31.03.2020	
	No. of Shares Lakhs	Amount ₹/Lakhs	No. of Shares Lakhs	Amount ₹/Lakhs
At the beginning of the year	5,520.00	55,200.00	5,520.00	55,200.00
Add: Bonus share issued during the year	5,000.00	50,000.00	-	-
Outstanding at the end of the year	10,520.00	1,05,200.00	5,520.00	55,200.00

- 18.5 During the current year, the Company has paid final dividend of ₹ 2.40 per share on fully paid equity shares for FY 2019-20 amounting to ₹ 13,248.00 lakhs upon approval of shareholders in Annual General Meeting dated 17 July, 2020. During the previous year ended 31 March, 2020, the Company had paid final dividend of ₹ 1.80 per share on fully paid equity shares for FY 2018-19 amounting to ₹ 11,978.38 lakhs (including dividend distribution tax thereon amounting to ₹ 2,042.38 lakhs). The Finance Act 2020 has repealed the Dividend Distribution Tax (DDT). Companies are now required to pay/distribute dividend after deducting applicable taxes.
- 18.6 For the year ended 31 March, 2021 the Board of Directors at its meeting held on 23 April, 2021 have proposed a final dividend of ₹ 1.20 per share to be paid on fully paid equity shares. The equity dividend is subject to approval by shareholders at the ensuing Annual General Meeting and has not been disclosed as a liability in these financial statements. The proposed equity dividend is payable to all holders of fully paid equity shares. The total estimated equity dividend to be paid is ₹ 12,624.00 lakhs.
- 18.7 The Board of Directors in their meeting held on 25 November, 2020 and the shareholders of the Company in their Extra-Ordinary General Meeting (EGM) held on 4 December, 2020 have approved to increase the authorised share capital of the Company from ₹ 1,25,000 lakhs to ₹ 1,75,000 lakhs by creation of additional 5,000 lakh equity shares of ₹ 10/- each. It has also been approved to issue 5,000 lakh new bonus equity shares of ₹ 10/- each (amounting to ₹ 50,000 lakhs) at par to the Tata Power Company Limited (TPCL) and Delhi Power Company Limited (DPCL) in proportion to their existing shareholding in the Company i.e. 51% to TPCL (2,550 lakh equity shares of ₹ 10/- each fully paid) and 49% to DPCL (2,450 lakh equity shares of ₹ 10/- each fully paid) by utilisation of capital redemption reserve of ₹ 50,000 lakhs. The issue of bonus equity shares has been approved by share allotment committee in the meeting held on 12 March, 2021.

	As at 31.03.2021 ₹/Lakhs	As at 31.03.2020 ₹/Lakhs
Note 19		
Other equity		
19.1 Capital redemption reserve		
(a) Opening balance	50,000.00	50,000.00
(b) Add : Amount transferred from retained earnings (net)	-	-
(c) Less: Bonus shares issued (refer note 18.7)	50,000.00	-
(d) Closing balance	-	50,000.00
19.2 General reserve		
(a) Opening balance	9,150.00	9,150.00
(b) Add : Amount transferred from retained earnings (net)	-	-
(c) Closing balance	9,150.00	9,150.00
19.3 Retained earnings		
(a) Opening balance	2,32,962.45	2,03,913.84
(b) Add : Additions during the year	42,945.33	41,026.99
(c) Less : Payment of dividend on equity share capital (refer note 18.5)	13,248.00	9,936.00
(d) Less : Dividend distribution tax on dividend paid on equity shares (refer note 18.5)	-	2,042.38
(e) Closing balance	2,62,659.78	2,32,962.45
	2,71,809.78	2,92,112.45

Nature and purpose of reserves:

Capital redemption reserve

Capital redemption reserve represents amounts set aside on redemption of preference shares. The reserve is utilised in accordance with the provisions of section 69 of the Companies Act, 2013 for issuance of bonus equity shares.


General reserve

General reserve is used from time to time to transfer profits from retained earnings for appropriation purposes. As the general reserve is created by a transfer from one component of equity to another and is not an item of other comprehensive income, items included in the general reserve will not be reclassified subsequently to Statement of Profit and Loss.

Retained earnings

Retained earnings are the profits of the Company earned till date net of appropriations.

(Signature)



TATA POWER DELHI DISTRIBUTION LIMITED
NOTES FORMING PART OF THE STANDALONE FINANCIAL STATEMENTS

As at
31.03.2021
₹/Lakhs

As at
31.03.2020
₹/Lakhs

Note 20

Long-term borrowings

20.1 Secured - at amortised cost

(i) Term loans from banks

(a) Axis Bank	4,595.00	17,230.00
(b) Bank of Baroda	6,666.67	8,750.00
(c) Canara Bank	23,680.56	33,819.44
(d) HDFC Bank	79,368.05	78,062.50
(e) Indian Bank*	43,385.42	48,020.83
(f) Punjab National Bank	16,875.00	19,375.00
(g) Punjab & Sind Bank	16,875.00	29,375.00
(h) State Bank of India	39,375.00	28,750.00
Total long-term borrowings	2,30,820.70	2,63,382.77

* Allahabad Bank merged with Indian Bank with effect from 1 April, 2020.

20.2 Current maturities of long-term borrowings

For the current maturities of long-term borrowings, refer note 28(b). Other financial liabilities-current. Current maturities of long term borrowings includes repayment to be made before due date of 12 months, due date being a holiday.

20.3 Terms of repayment

20.3.1 Secured - at amortised cost

S. No.	Name of Bank	Refer note for security	As at 31.03.2021	FY 2021-22	FY 2022-23	FY 2023-24	FY 2024-25	FY 2025-26	₹/Lakhs FY 2026-27 to FY 2030-31
- Term loans from banks									
(a)	i Axis Bank	20.7	10,703.00	6,108.00	4,595.00	-	-	-	-
	ii Axis Bank	20.7	3,750.00	3,750.00	-	-	-	-	-
(b)	i Bank of Baroda	20.7	8,333.33	1,666.66	1,666.67	1,666.67	1,666.67	1,666.67	-
(c)	i Canara Bank	20.6	16,875.00	4,861.11	4,861.11	4,027.78	1,250.00	1,250.00	625.00
	ii Canara Bank	20.7	16,666.67	5,000.00	3,333.33	3,333.33	3,333.33	1,666.67	-
(d)	i HDFC Bank	20.6	42,604.17	4,583.33	5,833.33	5,833.33	5,833.33	5,208.33	15,312.50
	ii HDFC Bank	20.7	33,902.78	890.00	9,555.56	9,000.00	4,333.33	1,458.33	-
	iii HDFC Bank	20.7	20,000.00	3,000.00	4,000.00	4,000.00	4,000.00	4,000.00	1,000.00
(e)	i Indian Bank (Post merger of Allahabad and Indian Bank)	20.6	20,000.00	-	2,500.00	2,500.00	2,500.00	2,500.00	10,000.00
	ii Indian Bank (Post merger of Allahabad and Indian Bank)	20.7	16,927.08	4,791.67	4,791.67	4,010.41	1,666.67	1,666.67	-
	iii Indian Bank	20.6	7,500.00	1,250.00	1,250.00	1,250.00	1,250.00	1,250.00	1,250.00
	iv Indian Bank	20.7	6,666.67	1,666.67	1,666.67	1,666.67	1,666.67	-	-
(f)	i Punjab National Bank	20.6	19,375.00	2,500.00	2,500.00	2,500.00	2,500.00	2,500.00	6,875.00
(g)	i Punjab & Sind Bank	20.6	6,250.00	1,250.00	1,250.00	1,250.00	1,250.00	1,250.00	-
	ii Punjab & Sind Bank	20.7	20,625.00	8,750.00	8,750.00	3,125.00	-	-	-
(h)	i State Bank of India	20.6	28,125.00	3,750.00	5,000.00	5,000.00	3,125.00	2,500.00	8,750.00
	ii State Bank of India	20.6	15,000.00	-	-	1,875.00	1,875.00	1,875.00	9,375.00
	Total		2,93,303.70	53,817.44	61,553.34	51,038.19	36,250.00	28,791.67	53,187.50


20.4 Installments for all the term loans are on quarterly basis.

20.5 The closing rate of interest for term loans from banks ranges from 7.10% to 8.20%. The rate of interest for term loans from banks are subject to reset annually except the term loan from Axis Bank, HDFC Bank and SBI referred in a(ii), d(iii) and h(ii) of Note 20.3.1 for which the reset occurs half-yearly.

20.6 Secured against first pari-passu charge on all present and future property, plant and equipment and intangible assets (movable and immovable) including stores & spares and third pari-passu charge on all present and future receivables.

20.7 Secured against fourth pari-passu charge on all present and future receivables including regulatory deferral account balances.

Sharma



TATA POWER DELHI DISTRIBUTION LIMITED
NOTES FORMING PART OF THE STANDALONE FINANCIAL STATEMENTS

	As at 31.03.2021 ₹/Lakhs	As at 31.03.2020 ₹/Lakhs
Note 21		
Other financial liabilities - non current		
(At amortised cost)		
(a) Security deposits		
(i) Consumers' security deposit	69,570.36	67,452.65
(ii) Others	479.65	415.35
(b) Retention money payable	230.08	300.83
	<u>70,280.09</u>	<u>68,168.83</u>

Note 22
Provisions - non current

Accounting policy

A provision is recognised if, as a result of a past event, the Company has a present legal or constructive obligation that can be estimated reliably, and it is probable that an outflow of economic benefits will be required to settle the obligation.

The amount recognised as a provision is the best estimate of the consideration required to settle the present obligation at the end of the reporting period, taking into account the risks and uncertainties surrounding the obligation. When a provision is measured using the cash flows estimated to settle the present obligation, its carrying amount is the present value of those cash flows (when the effect of the time value of money is material).

When some or all of the economic benefits required to settle a provision are expected to be recovered from a third party, a receivable is recognised as an asset if it is virtually certain that reimbursement will be received and the amount of the receivable can be measured reliably.

	As at 31.03.2021 ₹/Lakhs	As at 31.03.2020 ₹/Lakhs
Provision for employee benefits		
(a) Compensated absences	5,601.91	5,504.08
(b) Other employee benefits	139.36	156.96
	<u>5,741.27</u>	<u>5,661.04</u>

22.1 Other employee benefits represent pension liability to VSS employees.

22.2 Defined contribution plan

(i) Provident fund plan and employees state insurance scheme

The Company makes contribution towards Provident Fund which is a defined contribution retirement benefit plan for qualifying employees. The Company's contribution to the Employees Provident Fund is deposited by the Company under the Employees Provident Fund and Miscellaneous Provisions Act, 1952 which is recognised by the Income Tax authorities. The provident fund plan is operated by the Regional Provident Fund Commissioner. Under the scheme, the Company is required to contribute a specified percentage of payroll cost to the retirement benefit scheme to fund the benefits. The Company has no obligation, other than the contribution payable to the respective fund. The contributions payable to these plans by the Company are at rates specified in the rules of the schemes.

The Company makes contribution towards Employee State Insurance Scheme (ESIS) which is a defined contribution benefit plan for qualifying employees. The Company's contribution to the ESIS is deposited by the Company under the Employees State Insurance Act, 1948.

(ii) Pension and leave salary contribution

The Company makes contributions towards pension and leave salary to a defined contribution retirement plan for erstwhile DVB employees. The Company's contribution is deposited into the DVB Employees Terminal benefit Fund 2002 ('the Trust') as per the transfer scheme on the basis of the Fundamental Rules and Service Rules (FRSR Rules).

On account of Defined Contribution Plans, a sum of ₹ 4,331.77 lakhs (for the year ended 31 March, 2020 ₹ 3,467.91 lakhs) has been charged to the Statement of Profit and Loss during the year.

22.3 Defined benefit plan (Gratuity plan)

The gratuity liability arises on retirement, withdrawal, resignation and death of an employee. The aforesaid liability is calculated on the basis of fifteen days salary (i.e. last drawn basic salary) for each completed year of service subject to completion of two years service.

22.4 Policy for recognising actuarial gains and losses

Actuarial gains and losses of defined benefit plan arising from experience adjustments and effects of changes in actuarial assumptions are immediately recognised in other comprehensive income.

Alh...



TATA POWER DELHI DISTRIBUTION LIMITED
NOTES FORMING PART OF THE STANDALONE FINANCIAL STATEMENTS

22.5 Risks associated with the plan provisions are actuarial risks. These risks are investment risk, interest rate risk, demographic risk and salary escalation risk.

- (a) **Investment risk:**
The probability or likelihood of occurrence of losses relative to the expected return on any particular investment.
- (b) **Interest rate risk:**
The plan exposes the Company to the risk of fall in interest rates. A fall in interest rates will result in an increase in the ultimate cost of providing the above benefit and will thus result in an increase in the value of the liability (as shown in financial statements).
- (c) **Demographic risk:**
The Company has used certain mortality and attrition assumptions in valuation of the liability. The Company is exposed to the risk of actual experience turning out to be worse compared to the assumption.
- (d) **Salary escalation risk:**
The present value of the defined benefit plan is calculated with the assumption of salary increase rate of plan participants in future. Deviation in the rate of increase of salary in future for plan participants from the rate of increase in salary used to determine the present value of obligation will have a bearing on the plan's liability.

22.6 The following tables set out the funded status of the gratuity plan and amounts recognised in the Company's financial statements as at 31 March, 2021. The valuation has been carried out using the Project Unit Credit Method as per Ind AS 19 "Employee Benefits" to determine the present value of defined benefit obligations and the related current service cost and, where applicable, past service cost.

Particulars	₹/Lakhs	
	Gratuity (Funded)	
	As at 31.03.2021	As at 31.03.2020
(i) Net liability arising from defined benefit obligation	27.16	564.47
(ii) Change in benefit obligations:		
(a) Present value of obligations as at 1 April	4,357.23	3,455.11
(b) Current service cost	371.32	391.26
(c) Interest expense or cost	267.64	268.65
(d) Remeasurement (gains)/losses: Actuarial (gains)/losses	(226.88)	586.06
(e) Benefits Paid	604.41	343.85
Present value of defined benefit obligation as at 31 March (a+b+c+d-e)	4,164.90	4,357.23
(iii) Change in plan assets		
(a) Fair Value of Plan Assets as at 1 April	3,792.76	3,445.71
(b) Investment income	227.44	250.46
(c) Employer's Contribution	751.91	450.00
(d) Remeasurement (gains)/losses: - Return on plan assets (excluding amounts included in net interest expense)	(29.96)	(9.56)
(e) Benefits Paid	604.41	343.85
Fair value of plan asset as at 31 March (a+b+c+d-e)	4,137.74	3,792.76

(iv) **Expenses recognised in the Statement of Profit and Loss**

Particulars	₹/Lakhs	
	Gratuity (Funded)	
	Year ended 31.03.2021	Year ended 31.03.2020
(a) Current service cost	371.33	391.26
(b) Net interest expense/(income)	40.20	18.18
(c) Other adjustments	(46.32)	(14.94)
Defined benefit cost recognised in the Statement of Profit and Loss (a+b+c)	365.21	394.50

(v) **Amount recognised in other comprehensive income (remeasurements)**

Particulars	₹/Lakhs	
	Gratuity (Funded)	
	Year ended 31.03.2021	Year ended 31.03.2020
(a) Actuarial (gains)/losses arising from: - changes in demographic assumptions - changes in financial assumptions - experience adjustments	79.76 (197.01) (109.63)	5.27 466.98 113.81
(b) Return on plan assets (excluding amounts included in net interest expense)	29.96	9.56
Components of defined benefit costs recognised in other comprehensive income (a+b)	(196.92)	595.62


(vi) **Principal actuarial assumptions:**

Particulars	Notes	₹/Lakhs	
		Year ended 31.03.2021	Year ended 31.03.2020
Financial assumptions:			
(a) Discount Rate (per annum)	1.	6.75%	6.25%
(b) Salary growth rate (per annum)	2.	8.00%	8.00%

Notes:

- Discount Rate:** The discount rate indicated above reflects the estimated timing and currency of benefit payments. It is based on the yields/rates available on government bonds as on the current valuation date.
- Salary growth rate:** The salary growth rate indicated above is the Company's best estimate of an increase in salary of the employees in future years, determined considering the general trend in inflation, seniority, promotions, past experience and other relevant factors such as demand and supply in employment market, etc.

Signature



34

TATA POWER DELHI DISTRIBUTION LIMITED
NOTES FORMING PART OF THE STANDALONE FINANCIAL STATEMENTS

Particulars	Year ended 31.03.2021	Year ended 31.03.2020
Demographic assumptions:		
(a) Normal retirement age	60 years	60 years
(b) Mortality rate	100% of Indian Assured Lives Mortality (2012-2014)	100% of Indian Assured Lives Mortality (2012-2014)
(c) Withdrawal rate (per annum)	6%	8%

(vii) Major categories of plan assets as a percentage of total plan assets:

Particulars	As at 31.03.2021	As at 31.03.2020
Government of India Securities	79.55%	74.84%
Debt instruments	14.41%	19.01%
Equity and preference shares	5.85%	5.95%
Other deposits	0.19%	0.20%
	100.00%	100.00%

The Company's liability on account of gratuity is ascertained by actuarial valuer and planned assets of the Company are managed by Life Insurance Corporation of India in terms of an insurance policy taken to fund obligations of the Company with respect to its gratuity plan. The difference between the liability ascertained on account of gratuity by Life Insurance Corporation of India and actuarial valuer is provided for in the financial statements of the Company.

The categories of plan assets as a percentage of total plan assets is based on information provided by Life Insurance Corporation of India with respect to its investment pattern for group gratuity fund for investments managed in total for several other companies.

(viii) Sensitivity Analysis

Significant actuarial assumptions for the determination of the defined benefit obligation are discount rate, expected salary increase and mortality. The sensitivity analysis below have been determined based on reasonably possible changes of the assumptions occurring at the end of the reporting period, while holding all other assumptions constant.

1. Changes in defined benefit obligation due to 1% increase/decrease in discount rate, if all other assumptions remain constant:

Particulars	₹/Lakhs	
	As at 31.03.2021	As at 31.03.2020
(a) Decrease in defined benefit obligation due to 1% increase in discount rate	384.19	362.01
(b) Increase in defined benefit obligation due to 1% decrease in discount rate	449.20	419.01

2. Changes in defined benefit obligation due to 1% increase/decrease in expected salary growth rate, if all other assumptions remain constant:

Particulars	₹/Lakhs	
	As at 31.03.2021	As at 31.03.2020
(a) Decrease in defined benefit obligation due to 1% decrease in expected salary growth rate	383.36	359.65
(b) Increase in defined benefit obligation due to 1% increase in expected salary growth rate	439.18	407.64

Changes in defined benefit obligation due to 1% increase/decrease in mortality rate, if all other assumptions remain constant is insignificant.

The sensitivity analysis presented above may not be representative of the actual change in the defined benefit obligation as it is unlikely that the change in assumptions would occur in isolation of one another as some of the assumptions may be correlated.

There is no change in the method of the valuation for the prior period. For change in assumptions please refer to table in (vi) above, where assumptions for prior period, if applicable, are given.

(ix) Effect of plan on Company's future cash flows

(a) Funding arrangements and funding Policy

The Company has purchased an insurance policy to provide payment of gratuity to the employees. Every year, the insurance company carries out a funding valuation based on the latest employee data provided by the Company. Any deficit in the assets arising as a result of such valuation is funded by the Company.

(b) Maturity profile of defined benefit obligation

Particulars	As at	
	31.03.2021	31.03.2020
(i) Weighted average duration of the defined benefit obligation	10 years	9 years
(ii) Duration of defined benefit obligation	Amount	Amount
	(₹/Lakhs)	(₹/Lakhs)
1 year	300.26	378.52
2 year	239.88	339.37
3 year	256.06	284.84
4 year	250.57	290.87
5 year	228.23	300.78
More than 5 years	2,889.91	2,762.85
Total	4,164.91	4,357.23
(iii) Duration of defined benefit payments	Amount	Amount
	(₹/Lakhs)	(₹/Lakhs)
1 year	300.26	378.52
2 year	273.36	383.12
3 year	311.49	341.66
4 year	325.38	370.69
5 year	316.38	407.28
More than 5 years	7,931.90	6,654.76
Total	9,458.77	8,536.03

(c) The contribution expected to be made by the Company during the financial year 2021-22 is ₹ 387.43 lakhs.

(d) The actual return on plan assets is ₹ 197.48 lakhs (for the year ended 31 March, 2020 ₹ 240.90 lakhs).



TATA POWER DELHI DISTRIBUTION LIMITED
NOTES FORMING PART OF THE STANDALONE FINANCIAL STATEMENTS

22.7 Principal actuarial assumptions for long-term compensated absences

(i) **Financial assumptions:**

Particulars	Notes	Year ended 31.03.2021	Year ended 31.03.2020
(a) Discount rate (per annum)	1.	6.75%	6.25%
(b) Salary growth rate (per annum)	2.	8.00%	8.00%

Notes:

- Discount rate:** The discount rate indicated above reflects the estimated timing and currency of benefit payments. It is based on the yields / rates available on applicable bonds as on the current valuation date.
- Salary growth rate:** The salary growth rate indicated above is the Company's best estimate of an increase in salary of the employees in future years, determined considering the general trend in inflation, seniority, promotions, past experience and other relevant factors such as demand and supply in employment market, etc.

(ii) **Demographic assumptions:**

Particulars	Year ended 31.03.2021	Year ended 31.03.2020
(a) Normal retirement age	60 years	60 years
(b) Mortality rate	100% of Indian Assured Lives Mortality (2012-2014)	100% of Indian Assured Lives Mortality (2012-2014)
(c) Withdrawal rate (per annum)	6%	8%
(d) Rate of leave availment (per annum)	4%	4%
(e) Rate of leave encashment during employment (per annum)	4%	4%

Note 23:

Capital grants

Accounting policy

Government grants are recognised if there is reasonable assurance that the assistance will be received and the conditions attached to assistance will be complied. Where the grant relates to a specified asset, it is recognised as deferred income, and amortised over the expected useful life of the asset. Other grants relating to revenue are recognised in the Statement of Profit and Loss.

Where the Company receives non-monetary grants, the asset and the grant are recorded gross at fair value and released to the Statement of Profit and Loss over the expected useful life and pattern of consumption of the benefit of the underlying asset.

	As at 31.03.2021 ₹/Lakhs	As at 31.03.2020 ₹/Lakhs
(i) Opening balance	506.66	581.49
(ii) Add : Additions during the year		
(iii) Less: Amortisation during the year	72.98	74.83
(iv) Closing balance	<u>433.68</u>	<u>506.66</u>

Note 24

Contributions for capital works and service line charges

Accounting policy

Refer note 32.2 for accounting policy on contributions for capital works and service line charges.

Deferred revenue

24.1 Capital works

(i) Opening balance	66,073.50	67,573.68
(ii) Add : Additions during the year	2,798.28	3,243.29
(iii) Less: Amortisation during the year	4,713.08	4,743.47
(iv) Less: Refund during the period/year (refer note 24.3)	1,688.93	-
(v) Closing balance	<u>62,469.77</u>	<u>66,073.50</u>

24.2 Service line charges


(i) Opening balance	18,504.80	18,890.93
(ii) Add : Additions during the year	2,602.21	2,893.97
(iii) Less: Amortisation during the year	3,252.12	3,280.10
(iv) Closing balance	<u>17,854.89</u>	<u>18,504.80</u>

Total contribution for capital works and service line charges

<u>80,324.66</u>	<u>84,578.30</u>
------------------	------------------

24.3 Delhi Electricity Regulatory Commission (DERC) had made an amendment in schedule of charges & the procedure under Delhi Electricity Regulatory Commission (Supply Code and Performance Standards) Regulations, 2017, dated 31 August, 2017, with respect to the Service Line cum Development (SLD) charges to be collected from unelectrified area for taking new electricity connection at LT supply for the connections upto 200KW/215 KVA. As per the amendment, SLD charges to be collected from unelectrified area for new connection has been reduced w.e.f. 1 September, 2017. The Company requires to adjust/ refund the difference amount of SLD charges already collected at the rates for un-electrified area and estimated SLD charges to be collected as per the rates for electrified area applicable as on date of application.

Alumini



TATA POWER DELHI DISTRIBUTION LIMITED
NOTES FORMING PART OF THE STANDALONE FINANCIAL STATEMENTS

Note 25

Other non current liabilities

Consumers' deposits for works and service line charges

As at
31.03.2021
₹/Lakhs

As at
31.03.2020
₹/Lakhs

32,839.06 34,229.56

Note 26

Short-term borrowings

26.1 Secured - at amortised cost

From Banks

- (a) Cash credit
(b) Working capital demand loan
(i) HDFC Bank
(ii) Punjab National Bank
(iii) Yes Bank

1,054.02 148.85

- 870.00

2,175.00 -

1,600.00 -

3,775.00 870.00

4,829.02 1,018.85

26.2 Unsecured - at amortised cost

From Banks

- (a) Unsecured credit facilities
(i) Axis Bank
(ii) Canara Bank
- (b) Short term loan
(i) Axis Bank
(ii) HDFC Bank
- (c) Working capital demand loan
(i) Axis Bank
(ii) IDFC First Bank
(iii) Canara Bank

7,496.46 2,295.99

- 11.45

7,496.46 2,307.44

- 10,000.00

10,000.00 -

10,000.00 10,000.00

17,000.00 12,000.00

10.80 -

- 9,000.00

17,010.80 21,000.00

34,507.26 33,307.44

39,336.28 34,326.29

Total short-term borrowings

26.3 Secured credit facilities

The Company has availed secured cash credit limits of ₹ 14,500 lakhs from four banks i.e. State Bank of India, Punjab National Bank, Yes Bank and HDFC Bank, presently at an interest rate ranging from 7.10% to 7.90% per annum. 60% of the sanctioned cash credit limit of banks has to be first utilised as working capital demand loan in order to avail cash credit facility. These facilities are secured against first pari-passu charge on all present and future property, plant and equipment and intangible assets (movable and immovable) including stores and spares and third pari-passu charge on all present and future receivables.

The Company has availed secured Short term facility limits of ₹ 20,000 lakhs in the form of STL (₹ 10,000 lakhs) & Invoice financing (₹ 10,000 lakhs) from Deutsche Bank. STL facility has been availed at an interest rate ranging from 5.75% to 6.25% per annum during the financial year. The STL facility (which is fungible) can be utilised for any amount lower than or equal to ₹ 200 crore, for a period of minimum 7 days upto maximum 1 year. During the financial year, the tenor for utilization of STL ranges from 7 days to 49 days. The facility is secured against first pari-passu charge on all present and future property, plant and equipment and intangible assets (movable and immovable) including stores and spares and third pari-passu charge on all present and future receivables.

26.4 Unsecured credit facilities

The Company has unsecured fund based credit facilities of ₹ 40,000 lakhs from Axis Bank and ₹ 15,000 lakhs from Canara Bank, presently at an interest rate of 7.35% and 7.45% per annum respectively. 60% of the sanctioned limit of banks has to be first utilised as working capital demand loan in order to avail such facility.

The Company has unsecured overdraft facilities of ₹ 200 lakhs from IDFC First Bank, presently at an interest rate of 9.30%.

26.5 Unsecured - Term loans - from other parties

(a) Commercial paper

During the current year, the Company has issued and repaid commercial paper as follows:

Particulars	Units	FY 2020-21		
		1.	2.	3.
(i) Date of issue		30.09.2020	31.12.2020	15.02.2021
(ii) Repayment date		29.12.2020	15.02.2021	25.03.2021
(iii) Discount rate	% p.a	5.00	4.60	4.70
(iv) Amount	₹/Lakhs	7,408.66	9,942.36	2,989.39
(v) Face value	₹/Lakhs	7,500.00	10,000.00	3,000.00


(b) Short term loan

During the current year, the Company has availed and/or repaid short term loan as follows:

S. no.	Name of the bank	Disbursement taken on	Repayment date	Interest Rate (% p.a.)	Amount (₹/Lakhs)
(i)	Axis Bank	11.03.2020	16.06.2020	8.05	10,000.00
(ii)	Axis Bank*	08.06.2020	07.09.2020	7.25	10,000.00
(iii)	Karnataka Bank	20.07.2020	20.01.2021	7.40	2,500.00
(iv)	Karnataka Bank	09.09.2020	20.01.2021	7.40	2,500.00
(v)	Indian Bank	20.07.2020	01.12.2020	7.45	2,500.00
(vi)	HDFC Bank	26.02.2021	25.08.2021	4.40	10,000.00

* Interest rate of 7.75% per annum for the period 08 June, 2020 to 03 August, 2020.

Signature



TATA POWER DELHI DISTRIBUTION LIMITED
NOTES FORMING PART OF THE STANDALONE FINANCIAL STATEMENTS

	As at 31.03.2021 ₹/Lakhs	As at 31.03.2020 ₹/Lakhs
Note 27		
Trade payables (at amortised cost)	1,18,332.42	1,11,117.94

27.1 As at 31 March, 2021 trade payables include bill discounting of ₹ 24,685.57 lakhs (as at 31 March, 2020 : Nil). To manage the expected liquidity risk due to Covid-19, the Company has availed seller's side bill discounting facility for a major portion of power purchase and transmission supplies invoices from generating and transmission companies. As per said bill discounting arrangement, bill discounting charges including interest will be borne by the Company and the Company will make payment of these bills payable on due date to the designated bank account on behalf of vendor. In case of any default/non-payment of bills on due date, suppliers are liable towards their bankers and the Company is liable towards suppliers for payment of dues.

27.2 The average credit period on purchases from long-term power purchase arrangement ranges from 30 days to 60 days. Thereafter, interest is charged which generally ranges from 1.25% per month to 1.5% per month on the unpaid amount. Rebate is generally available @ 1.5% if payment is made within 5 days from the presentation of bill as per CERC Regulation and @ 2% if payment is made within 2 days from the presentation of bill as per DERC Regulation or @ 1% if payment is made within 30 days from date of presentation. In some cases day-wise rebate is also available. In case of short-term power purchase arrangement, credit period ranges from 1 day to 30 days.

However, as per CERC Order dated 3 April, 2020 and DERC Order dated 7 April, 2020 if any delayed payment by the distribution companies to the generating companies and transmission licensees beyond 45 days in case of Central Sector Generating Station (CSGS) and (Inter State Transmission Utility (ISTS) and 60 days in case of State Generating Station (SGS) and State Transmission Utility (STU) from the date of the presentation of the bills falls between 24 April, 2020 and 30 June, 2020, late payment surcharge has been reduced to 12% per annum which translates into 1% per month.

27.3 Micro and small enterprises under the Micro, Small and Medium Enterprises Development Act, 2006 have been determined based on the information available with the Company and the required disclosures are given below:

Particulars	₹/Lakhs	
	As at 31.03.2021	As at 31.03.2020
(a) Principal amount remaining unpaid as at 31 March	2,511.46	1,208.26
(b) Interest due thereon as at 31 March	-	-
(c) The amount of interest paid in terms of section 16 of the Micro, Small and Medium Enterprises Development Act, 2006 (27 of 2006), along with the amounts of the payment made to the supplier beyond the appointed day during each accounting year.	-	-
(d) The amount of interest due and payable for the period of delay in making payment (which has been paid but beyond the appointed day during the year) but without adding the interest specified under the Micro, Small and Medium Enterprises Development Act, 2006.	-	-
(e) The amount of interest accrued and remaining unpaid as at 31 March.	-	-
(f) The amount of further interest due and payable even in the succeeding years, until such date when the interest dues as above are actually paid to the small enterprise.	-	-

Note 28
Other financial liabilities - current
(At amortised cost)

	As at 31.03.2021 ₹/Lakhs	As at 31.03.2020 ₹/Lakhs
(a) Security deposits		
(i) Consumers' security deposit	4,796.26	4,352.26
(ii) Others	805.64	755.02
	5,602.90	5,107.28
(b) Current maturities of long-term borrowings (refer note 20)		
Secured - at amortised cost		
(i) Term loans from banks		
(a) Axis Bank	9,858.00	8,331.00
(b) Bank of Baroda	1,666.67	1,250.00
(c) Canara Bank	9,861.11	9,583.33
(d) HDFC Bank	17,138.89	8,520.83
(e) Indian Bank	7,708.33	7,864.58
(f) Punjab National Bank	2,500.00	625.00
(g) Punjab & Sind Bank	10,000.00	8,750.00
(h) State Bank of India	3,750.00	1,875.00
(i) Union Bank of India	-	555.56
Total current maturities of long-term borrowings	62,483.00	47,355.30
(c) Interest accrued but not due on borrowings	822.07	934.87
(d) Current maturities of lease liabilities (refer note 5)	2,419.93	787.26
(e) Retention money payable	3,785.74	3,628.08
(f) Payables on purchase of property, plant and equipment	1,570.14	148.46
(g) Earnest money deposits	101.77	100.97
(h) Others	954.61	557.25
	77,740.16	58,618.57

Note 29
Provisions - current

Provision for employee benefits

(a) Compensated absences (refer note 22)	963.97	1,052.43
(b) Defined benefit plans (Gratuity) (refer note 22)	27.16	564.47
(c) Other employee benefits (refer note.29.1)	17.48	29.71
	1,008.61	1,646.61

29.1 Other employee benefits represent pension liability to VSS employees.
29.2 Refer note 22 for accounting policy on provisions.

Note 30
Other current liabilities

(a) Income received in advance	1,347.13	1,273.93
(b) Statutory dues	7,732.97	7,503.94
(c) Advance from consumers	8,586.53	7,893.43
(d) Advance government subsidy (to be adjusted upon billing)	-	7,914.36
(e) Payable for Pension Trust Surcharge (including unbilled)	1,918.49	1,627.20
(f) Others	264.01	154.01
	19,849.13	26,366.87



Admission

TATA POWER DELHI DISTRIBUTION LIMITED
NOTES FORMING PART OF THE STANDALONE FINANCIAL STATEMENTS

Note 31

Contingent liabilities and commitments
(to the extent not provided for)

Accounting policy

A possible obligation that arises from past events and the existence of which will be confirmed only by the occurrence or non-occurrence of one or more uncertain future events not wholly within the control of the enterprise are disclosed as contingent liability and not provided for. Such liability is not disclosed if the possibility of outflow of resources is remote.

A contingent asset is a possible asset that arises from past events and whose existence will be confirmed only by the occurrence or non-occurrence of one or more uncertain future events not wholly within the control of the entity. Contingent assets are not recognised but disclosed only when an inflow of economic benefits is probable.

Particulars	₹/ Lakhs	
	As at 31.03.2021	As at 31.03.2020
Contingent liabilities*		
31.1 Claims against the Company not acknowledged as debts:		
(i) Legal cases filed by consumers, employees and others under litigation	3,578.43	3,583.26
(ii) Water charges demand raised by Delhi Jal Board (DJB)	71.69	63.17
31.2 Liabilities arising out of litigation etc. due to provisions of Transfer Scheme pursuant to Delhi Electricity Reforms Act, 2002	100.00	100.00
31.3 Direct taxation matters for which liability, relating to issues of deductibility and taxability, is disputed by the Company and provision is not made (computed on the basis of assessments which have been re-opened and assessments remaining to be completed):		
(i) Matters on which decisions with the CIT(A) and various appellate authorities are pending	1,397.61	1,397.61
(ii) Interest demanded (as per demand order and appeal effect order)	929.50	919.18
(iii) Total demand (i+ii)	2,327.11	2,316.79
(iv) Out of the above demand, amount paid under protest/adjusted by Income Tax authorities	2,013.84	2,013.84
The above does not include any amount where the Income Tax department has preferred an appeal against issues already decided in favour of the Company.		
31.4 Indirect taxation matters relating to sales tax, service tax, GST where demand is under contest before judicial/appellate authorities	72.91	529.84
31.5 Claims of power suppliers, not acknowledged as expense and credits	20,947.48	16,133.09
31.6 Demand for interest on delayed payment of land license fee raised by Department of Power (Govt. of NCT Delhi) challenged by the Company before the High Court	450.20	450.20
31.7 Environmental compensation notice issued by Delhi Pollution Control Committee (DPCC)	50.00	50.00
31.8 Additional provident fund contribution (including interest and damages) payable by the Company pursuant to the Supreme Court order dated 28 February, 2019 in case the amendment is applied retrospectively w.e.f. April, 2014	1,413.38	1,210.71
31.9 Way leave charges demanded by North DMC on the installation and laying services carried out by the Company in North DMC periphery	1,348.23	-
*No provision is considered necessary since the Company expects favourable decisions.		
Commitments		
31.10 Estimated amount of contracts remaining to be executed on capital account (net of advances) and not provided for	26,917.28	34,209.33

31.11 As detailed in note 37.7 on Rithala Power Generation Plant, the Company has challenged the DERC Order dated 11 November, 2019 before APTEL for allowance of balance depreciation along with other associated claims i.e. interest on debt, return on equity (RoE) etc. which is yet to be disposed off. Based on legal opinion and internal analysis, the management is hopeful of favourable judgement.

31.12 Due to COVID-19 and lock down imposed from 25 March 2020, there has been decrease in demand and delay in collection towards the end of March, 2020 which has impacted the expected billing and collection efficiency for the financial year 2019-20. Consequently, it has impact on incentive/disincentive on overachievement /underachievement of AT&C targets as per tariff regulations for financial year 2019-20. Upon drop in demand and collection, the DERC has clarified to Discoms regarding treatment of this unprecedented calamity as 'force majeure' condition under the provision of DERC (Supply Code and Performance Standards) Regulations, 2017 and has stated that the standard of performance shall remain suspended during lockdown period. The Commission has assured that targets of billing and collection efficiency for financial year 2019-20 will be reconsidered at the time of true-up of ARR for financial year 2019-20 subject to prudence check.

Considering the above referred communication of DERC and keeping the true up of billing and collection efficiency targets in abeyance, actual incentive/disincentive of AT&C targets for financial year 2019-20 will be accounted for at the time of true up.

31.13 "The Code on Social Security 2020 has been notified in the Official Gazette on 29th September, 2020. The effective date from which the changes are applicable is yet to be notified and the rules are yet to be framed. Impact if any of the change will be assessed and accounted in the period in which said Code becomes effective and the rules framed thereunder are notified"

31.14 The Company had introduced a Voluntary Separation Scheme (VSS) for its employees in December 2003, in response to which initially 1,798 employees were separated. The early retirement of these employees led to a dispute between the Company and the DVB Employees Terminal Benefit Fund, 2002 ('the Trust') with respect to payout of retirement benefits that these employees were eligible for. The Trust is of the view that its liability to pay retiral benefits arises only on the employee attaining the age of superannuation or on death, whichever is earlier.



TATA POWER DELHI DISTRIBUTION LIMITED
NOTES FORMING PART OF THE STANDALONE FINANCIAL STATEMENTS

The Company filed a writ petition with the Hon'ble Delhi High Court which pronounced its judgement on 2 July, 2007 on this issue and provided two options to the Discoms for paying retiral benefits to the Trust. The Company chose the option whereby the Discoms were required to pay to the Trust an 'Additional Contribution' on account of premature payout by the Trust which shall be computed by an Arbitral Tribunal of Actuaries to be appointed within a stipulated period. The matter was further challenged by the Trust before Hon'ble Supreme Court, however, no interim relief has been granted by the Hon'ble Supreme Court. Till date no Arbitral Tribunal of Actuaries has been appointed and therefore, no liability has been recorded based on option chosen by the Company.

While the above referred writ petition was pending, the Company had already advanced ₹ 7,774.35 lakhs to the Special Voluntary Retirement Scheme Retirees Terminal Benefit Fund, 2004 Trust (SVRS Trust) for payment of retiral dues to separated employees. In addition to the payment of retiral benefits/residual pension to the SVRS Trust, in pursuant to the order of the Hon'ble Delhi High Court dated 2 July, 2007 the Company also paid interest @ 8% per annum, ₹ 801.27 lakhs in the financial year 2008-09 thereby increasing the total contribution to the SVRS Trust to ₹ 8,575.62 lakhs recorded as recoverable from SVRS Trust. As the Company was entitled to get reimbursement against advanced retiral benefit amount on superannuation age, the Company had recovered/adjusted ₹ 8,546.68 lakhs as at 31 March, 2021 (as at 31 March, 2020 ₹ 8,487.66 lakhs), leaving a balance recoverable ₹ 28.94 lakhs as at 31 March, 2021 (as at 31 March, 2020 ₹ 87.95 lakhs) from the SVRS Trust which includes current portion of ₹ 3.16 lakhs (as at 31 March, 2020 ₹ 33.09 lakhs).

- 31.15 The liability stated in the opening Balance Sheet of the Company as per the Transfer Scheme as on 1 July, 2002 in respect of consumers' security deposit was ₹ 1,000 lakhs. The Company had engaged an independent agency to validate the sample data in digitized form of consumer security deposit received by the erstwhile DVB from its consumers. As per the validation report submitted by this agency the amount of security deposit received from consumers aggregated to ₹ 6,670.51 lakhs. The Company has been advised that as per the Transfer Scheme, the liability in excess of ₹ 1,000 lakhs towards refund of the opening consumer deposits and interest thereon is not to the account of the Company. Since the GNCTD was of the view that the aforesaid liability is that of the Company, the matter was referred to Delhi Electricity Regulatory Commission (DERC). During the year 2007-08, DERC vide its letter dated 23 April, 2007 conveyed its decision to the GNCTD upholding the Company's view. As GNCTD has refused to accept the DERC decision as binding on it, the Company has filed a writ petition in the Hon'ble Delhi High Court and the matter was made regular on 24 October, 2011. No stay has been granted by the High Court in the matter for refund of consumer security deposits and payment of interest thereon.

Handwritten signature



TATA POWER DELHI DISTRIBUTION LIMITED
NOTES FORMING PART OF THE STANDALONE FINANCIAL STATEMENTS

Note 32

Revenue recognition

Accounting policy

Revenue from contracts with customers is recognised when control of the goods or services are transferred to the customer at an amount that reflects the consideration to which the Company expects to be entitled in exchange for those goods or services.

Revenue is measured based on the consideration specified in a contract with a customer and excludes amounts collected on behalf of third parties. There is no significant judgement involved while evaluating the timing as to when customers obtain control of promised goods and services.

32.1 Sale of power

Revenue from the supply of power is recognised net of any trade discounts, cash rebates, etc. when the power is supplied and units of electricity are delivered as it best depicts the value to the customer and complete satisfaction of performance obligation.

Revenue from power supply is accounted for on the basis of billings to consumers and includes unbilled revenues accrued up to the end of the reporting period. Revenue from power supply is recognised net of the applicable taxes which the Company collects from the customer on behalf of the government/state authorities. Revenue from such contracts is recognised over time for each unit of electricity delivered at the pre-determined rate.

The Company, as per the prevalent Delhi Electricity Regulatory Commission (Terms and Conditions for Determination of Wheeling Tariff and Retail Supply Tariff) Regulations (referred as 'Tariff Regulations') for distribution business, is required to recover its Annual Revenue Requirement (ARR) comprising of expenditure on account of power purchase costs, operations & maintenance expenses, financing cost, as per the said regulations and an assured return on DERC approved equity with additional incentive on over achievement of distribution loss and collection efficiency targets. As per the said Tariff Regulations, the Company determines the ARR and any excess/shortfall in recovery of ARR during the year is accounted for in "Regulatory Deferral Account Balance".

In respect of power generation, the Company is entitled to recover fuel cost, operations and maintenance expenses and other cost along with return on equity as stated in Delhi Electricity Regulatory Commission (Terms and Conditions for Determination of Generation Tariff) Regulations subject to the availability factor.

Revenue in respect of the following is recognised as and when recovered because its ultimate collection is uncertain:

- (a) Late Payment Surcharge (LPSC) on electricity billed
- (b) Bills raised for dishonest abstraction of power
- (c) Interest on Unscheduled Interchange (UI).

32.2 Contribution for capital works & service line charges

Consumer's contribution towards cost of capital assets and service line charges is treated as capital receipt and credited in liabilities until transferred to a separate account on commissioning of the assets and installation of connection respectively. An amount equivalent to the depreciation charge for the year on such assets is appropriated from this account as income to the Statement of Profit and Loss over the useful life of the assets.

32.3 Rendering of Services

Revenue from a contract to provide consultancy services is recognised based on:

Input method : The extent of progress towards completion is measured based on the ratio of costs incurred to date to the total estimated costs at completion of performance obligation. Revenue, including estimated fees or profits, are recorded proportionally based on measure of progress.

Output method : Direct measurements of value to the customer based on the survey of performance completed to date.

	Year ended 31.03.2021 ₹/Lakhs	Year ended 31.03.2020 ₹/Lakhs
32.4 Revenue from operations		
32.4.1 Revenue from sale of power and open access		
(a) Sale of power	7,16,312.55	8,05,916.53
Less: rebate availed by consumers	97.02	-
Less: energy tax	27,642.74	30,996.15
	6,88,572.79	7,74,920.38
(b) Income from open access charges	1,604.28	1,258.60
	6,90,177.07	7,76,178.98
32.4.2 Other operating revenue		
(a) Amortisation of service line charges	3,252.12	3,280.10
(b) Commission on		
- DVB arrears collection	2.06	3.91
- Energy tax collection	824.30	900.56
(c) Maintenance charges (refer note 32.4.2(i))	1,324.93	1,268.28
(d) Amortisation of capital grants	72.98	74.83
(e) Amortisation of consumer contribution for capital works	4,713.08	4,743.47
(f) Miscellaneous operating income	336.51	407.28
	10,525.98	10,678.43
	7,00,703.05	7,86,857.41

32.4.2(i) Includes incentive on street light maintenance of ₹ 109.56 lakhs pertaining to financial year 2020-21 (for the year ended 31 March, 2020 ₹ 110.98 lakhs).

Abhinav



49

TATA POWER DELHI DISTRIBUTION LIMITED
NOTES FORMING PART OF THE STANDALONE FINANCIAL STATEMENTS

32.5 Other income

Accounting Policy

- Interest income

Interest income from a financial asset is recognised when it is probable that the economic benefits will flow to the Company and the amount of income can be measured reliably. Interest income is accrued on a time basis, by reference to the principal outstanding and at the effective interest rate applicable, which is the rate that exactly discounts estimated future cash receipts through the expected life of the financial asset to that asset's net carrying amount on initial recognition.

	Year ended 31.03.2021 ₹/Lakhs	Year ended 31.03.2020 ₹/Lakhs
(a) Late payment surcharge (refer note 38)	2,480.43	1,938.07
(b) Interest Income	228.84	274.11
(c) Gain on sale/fair value of mutual fund investment measured at FVTPL	5.50	21.02
(d) Foreign exchange fluctuation gain (net)	-	7.24
(e) Income other than energy business	8,684.18	9,570.08
(f) Other non-operating income	203.13	659.12
	<u>11,602.08</u>	<u>12,469.64</u>

32.6 Disaggregation of revenue

Revenue recognised from contracts with customers mainly comprises of sale of power from distribution and retail supply of electricity in the North & North-west Delhi wherein nature, amount, timing and uncertainty of revenue is in accordance with prevailing DERC regulations and tariff order.

Set out below is the disaggregation of the Company's revenue from contracts with customers:


Particulars	₹/Lakhs	
	Year ended 31.03.2021	Year ended 31.03.2020
(A) Revenue from contracts with customers		
- Based on nature of goods/services		
(i) Distribution of power		
(a) Sale of power	6,88,669.81	7,74,920.38
Less: rebate availed by consumers	97.02	-
	6,88,572.79	7,74,920.38
(b) Income from open access charges	1,604.28	1,258.60
(c) Late payment surcharge	2,480.43	1,938.07
(d) Amortisation of service line charges	3,252.12	3,280.10
(e) Commission on	2.06	3.91
- DVB arrears collection	824.30	900.56
- Energy tax collection	1,324.93	1,268.28
(f) Maintenance charges	4,713.08	4,743.47
(g) Amortisation of consumer contribution for capital works	372.85	467.81
(h) Miscellaneous income	8,614.09	9,504.41
	7,11,760.93	7,98,285.59
(ii) Business Development (Project management and other consultancy services)		
(B) Other revenue		
(i) Distribution/generation of power		
(a) Amortisation of capital grants	72.98	74.83
(b) Interest income	228.84	274.11
(c) Others	166.79	598.59
(ii) Business Development (Project management and other consultancy services)	70.09	65.67
(iii) Others		
(a) Gain on sale/fair value of mutual fund investment measured at FVTPL	5.50	21.02
(b) Foreign exchange fluctuation gain (net)	-	7.24
	544.20	1,041.46
Total revenue	7,12,305.13	7,99,327.05

32.7 Contract Balances

The following table provides information about receivables, contract assets and contract liabilities from contract with customers:

Particulars	₹/Lakhs	
	As at 31.03.2021	As at 31.03.2020
Contract assets		
Unbilled revenue other than passage of time (refer note 17(a))	1,909.50	2,320.07
Total contract assets	1,909.50	2,320.07
Contract liabilities		
Income received in advance (refer note 30(a))	1,347.13	1,273.93
Advance from consumers (refer note 30(c))	8,586.53	7,893.43
Deferred revenue from consumers - Consumers' deposits for works and service line charges (refer note 25)	32,839.06	34,229.56
Total contract liabilities	42,772.72	43,396.92
Receivables		
Trade receivables (gross) (refer note 13)	41,424.81	46,249.74
Unbilled revenue for passage of time (refer note 16(b))	36,534.99	32,245.22
Less : Allowances for doubtful debts (refer note 13)	13,981.65	14,644.77
Net receivables	63,978.15	63,850.19

Signature



TATA POWER DELHI DISTRIBUTION LIMITED
NOTES FORMING PART OF THE STANDALONE FINANCIAL STATEMENTS

32.7.1 Contract assets and contract liabilities

Contract asset is the right to consideration in exchange for goods or services transferred to the customer.

A contract liability is the obligation to transfer goods or services to a customer for which the Company has received consideration (or an amount of consideration is due) from the customer. If a customer pays consideration before the Company transfers goods or services to the customer, a contract liability is recognised when the payment is made or the payment is due (whichever is earlier). Contract liabilities are recognised as revenue when the Company performs under the contract including advance received from customer.

Contract assets are transferred to receivables when the rights become unconditional and contract liabilities are recognised as and when the performance obligation is satisfied.

Significant changes in the contract assets and the contract liabilities balances during the year are as follows:

Particulars	₹/Lakhs	
	Contract Assets	
	As at 31.03.2021	As at 31.03.2020
- Unbilled revenue other than passage of time		
Opening balance as at 1 April	2,320.07	1,115.17
Add: Revenue recognised during the year apart from above	4,527.64	6,555.29
Less: Transfer from contract assets to receivables	4,938.21	5,350.39
Closing Balance	1,909.50	2,320.07

Particulars	₹/Lakhs					
	Contract Liabilities					
	As at 31.03.2021			As at 31.03.2020		
	Income received in advance	Advance from consumers	Deferred Revenue	Income received in advance	Advance from consumers	Deferred Revenue
Opening balance as at 1 April	1,273.93	7,893.43	34,229.56	534.49	6,243.11	22,580.72
Revenue recognised during the year from balance at the beginning of the year	(1,089.46)	(5,245.82)	-	(224.05)	(3,993.10)	-
Advance received during the year not recognised as revenue	1,162.66	5,938.92	2,321.06	963.49	5,643.42	17,786.10
Transfer from contract liabilities upon satisfaction of performance obligation	-	-	(3,711.56)	-	-	(6,137.26)
Closing Balance	1,347.13	8,586.53	32,839.06	1,273.93	7,893.43	34,229.56

32.8 Transaction price - remaining performance obligation

The remaining performance obligation represents disclosure of aggregate amount of the transaction price yet to be recognised as at the end of the reporting period and an explanation as to when the Company expects to recognise these amounts in revenue. Remaining performance obligation estimates are subject to change and are affected by several factors, including terminations, changes in the scope of contracts, periodic revalidations and adjustment for revenue that has not materialised.

The aggregate value of performance obligations for project management and other consultancy projects that are unsatisfied or partially satisfied as at 31 March, 2021 is ₹ 19,295.33 lakhs (as at 31 March, 2020 is ₹ 21,258.06 lakhs). Out of this, the Company expects to recognise revenue of around 38.11% (as at 31 March, 2020 35.20%) within next one year and the remaining thereafter on contract-by-contract basis based on extent of progress of the projects.

Note 33

Power purchase cost

33.1 The Company has entered into power purchase agreements based on projected demand of power to be supplied to the consumers. During certain time slots, the power arranged may be in excess of the actual demand and in some time slots, the demand may exceed prior arrangements. In the event power procured exceeds demand, since the same cannot be stored, is either sold through bilateral arrangements or allowed to be drawn by other utilities from the Grid at an Unscheduled Interchange (UI) charge. During the current year, the Company has sold/under-drawn 810.80 million units (for the year ended 31 March, 2020 504.06 million units) of power to/in favour of other utilities. The power purchase cost of ₹ 5,30,625.73 lakhs (for the year ended 31 March, 2020 ₹ 6,29,963.08 lakhs) is net of sale of power/UI receivables ₹ 24,990.12 lakhs (for the year ended 31 March, 2020 ₹ 14,546.92 lakhs), rebate on power purchase ₹ 5,932.70 lakhs (for the year ended 31 March, 2020 ₹ 6,573.02 lakhs) and excludes in-house power generation cost.

33.2 Power generation companies such as NTPC have been raising power purchase bills from their coal based generating station to beneficiaries based on the coal price as charged by coal companies, however, Gross Calorific Value (GCV) of coal on received basis used for calculation of Energy Charge Rate (ECR) was not in accordance with the price paid for the coal with a grade slippage to the tune of 5-8 bands. In various judgments by Central Electricity Regulatory Commission (CERC) i.e. in petition no. 33/MP/2014 and 283/GT/2014 on this issue, CERC had ordered that there cannot be significant variation in GCV of coal at the loading point and unloading point at site. The matter of excess charges refund by Gencos had been further taken up by the Company through a separate petition 311/MP/2015 at CERC which is currently under adjudication.

In the GCV matter, NTPC has admitted 5 grade slippage in the Gross Calorific Value (GCV) of coal received from CIL used for calculation of Energy Charge Rate (ECR). Also, in compliance with the CERC directives in petition no. 311/MP/2015, NTPC furnished the invoices for coal and transportation which also substantiated the fact that there was grade slippage to the tune of 4-7 grades. Hence, the Company has computed the difference of estimated excess bill charged by NTPC coal based power generating stations including Aravali Jhajjar (NTPC comprises of around 50% of the total coal station allocation to the Company) for the period April, 2014 to August, 2017 (in line with CERC Regulations 14-19) amounting to ₹ 1,48,350 lakhs approx. (unaudited) and the same has been submitted in CERC under affidavit on 24 November, 2017. The Grade slippage matter in Petition No. 311/MP/2015 was listed on 11 April, 2019 which was adjourned and next date of hearing is yet to be notified.

33.3 Bilateral Power Purchase Agreement

The Company has made bilateral arrangements with other power utilities to bank power or vice versa and take back or return the same over the agreed period. The Delhi Electricity Regulatory Commission (DERC) has directed to treat the normative cost of power banking transaction at weighted average variable cost of all long term sources of power purchase of relevant year. Details of power banked during the year ended 31 March, 2021 are as follows:

Particulars	Year ended 31.03.2021	Year ended 31.03.2020
	Receivable MU's	Receivable MU's
(a) Opening balance as at 1 April	128.93	647.49
(b) Power banked (Outflow)	200.35	198.37
(c) Power due against banked	206.22	204.50
(d) Power receipt against opening	128.93	647.49
(e) Power receipt against current year transactions	58.91	75.57
(f) Balance receivable {(a)+(c)-(d)-(e)}	147.31	128.93



Signature

Signature

463

Note 34

Employee benefits expense (net)

Accounting policy

Employee benefits include salaries and wages, provident fund, gratuity, compensated absences and other terminal benefits.

34.1 Defined contribution plans

The Company's contribution to provident fund, etc. is considered as defined contribution plan and is charged as an expense based on the amount of contribution required to be made when services are rendered by the employees. The Company has categorised defined contribution plan for different employees into two categories:

34.1.1 Erstwhile DVB Employees:

The Company's contributions into the DVB Employees Terminal benefit Fund 2002 ('the Trust') for the erstwhile DVB Employees as per the Transfer Scheme are defined contribution plans. Provisions for contributions towards all terminal/retirement benefits including gratuity, pension and leave encashment on separation of erstwhile DVB employees are made on the basis of the Fundamental Rules and Service Rules (FRSR Rules) as determined by the trustees of the Trust. Payments to defined contribution retirement benefit schemes are charged as an expense as they fall due.

34.1.2 Employees other than from Erstwhile

The Company makes contribution towards provident fund to a defined contribution retirement benefit plan for qualifying employees. The Company's contribution to the Employees Provident Fund is deposited by the Company under the Employees Provident Fund and Miscellaneous Provisions Act, 1952 which is recognised by the Income Tax authorities. The provident fund plan is operated by the Regional Provident Fund Commissioner. Under the scheme, the Company is required to contribute a specified percentage of payroll cost to the retirement benefit scheme to fund the benefits.

The Company makes contribution towards Employee State Insurance Scheme (ESIS), a defined contribution benefit plan for qualifying employees. The Company's contribution to the ESIS is deposited by the Company under the Employees State Insurance Act, 1948.

34.2 Defined benefit plans

34.2.1 Employees other than from Erstwhile DVB:

The Company's gratuity plan is a defined benefit plan. The present value of the obligation under such defined benefit plan is determined based on actuarial valuation using the projected unit credit method, which recognises each reporting period of service as giving rise to additional unit of employee benefit entitlement and measures each unit separately to build up the final obligation. The obligation is measured at the present value of the estimated future cash flows. The discount rate used for determining the present value of the obligation under defined benefit plans, is based on the prevailing market yields on government securities as at the Balance Sheet date.

Remeasurement, comprising actuarial gains and losses, the effect of the changes to the asset ceiling (if applicable) and the return on plan assets (excluding net interest), is reflected immediately in the Balance Sheet with a charge or credit recognised in Other Comprehensive Income in the reporting period in which they occur. Remeasurement recognised in Other Comprehensive Income is reflected immediately in retained earnings and is not reclassified to the Statement of Profit and Loss. Past service cost is recognised in the Statement of Profit and Loss in the period of a plan amendment. Net interest is calculated by applying the discount rate at the beginning of the reporting period to the net defined benefit liability or asset. Defined benefit costs are categorised as follows:

- (a) Service cost (including current service cost, past service cost, as well as gains and losses on curtailments and settlements);
- (b) Net interest expense or income; and
- (c) Remeasurement

The Company presents the first two components of defined benefit costs in the Statement of Profit and Loss in the line item 'Employee benefits expense'. Curtailment gains and losses are accounted for as past service costs.

The Company has taken the group policy with Life Insurance Corporation of India (LIC) to meet its obligation towards gratuity.

The Company contributes all ascertained liabilities to a gratuity fund administered through a separate trust which is governed by board of trustees. The board of trustee comprises of the officers of the Company.

The retirement benefit obligation recognised in the Balance Sheet represents the actual deficit or surplus in the Company's defined benefit plans. Any surplus resulting from this calculation is limited to the present value of any economic benefits available in the form of refunds from the plans or reductions in future contributions to the plans.

34.3 Short-term employee benefits

Short term employee benefits are recognised as an expense at the undiscounted amount in the Statement of Profit and Loss of the reporting period in which the related service is rendered. These benefit includes performance incentive, salaries and wages, bonus and leave travel allowance.

34.4 Other long-term employee benefits

34.4.1 Employees other than from Erstwhile DVB employees:

Benefits comprising compensated absences as per the Company policy constitute other long term employee benefits. The liability for compensated absences is provided on the basis of an actuarial valuation done by an independent actuary at the reporting period end. Actuarial gains and losses are recognised immediately in the Statement of Profit and Loss.

34.4.2 Erstwhile DVB Employees:

The liability for retirement pension payable to the VSS optees till their respective dates of normal retirement or death (whichever is earlier) is provided on the basis of an actuarial valuation done by an independent actuary at the year-end. Actuarial gains and losses are recognised immediately in the Statement of Profit and Loss.

	Year ended 31.03.2021 ₹/Lakhs	Year ended 31.03.2020 ₹/Lakhs
(a) Salaries, allowances and incentives	45,610.12	46,138.84
(b) Contribution to provident and other funds (refer note 22 and note 29)	5,716.14	5,735.51
(c) Seventh pay commission revision for previous years paid/ provided	5,901.66	-
(d) Staff welfare expenses	2,795.85	2,636.98
(e) Other personnel cost	1,466.10	1,632.54
	<u>61,489.87</u>	<u>56,143.87</u>
Less: Transferred to capital work-in-progress	5,808.63	5,652.41
	55,681.24	50,491.46
(f) Pension and other payment to VSS and other retirees (refer note 31.14)	31.25	(1.56)
	<u>55,712.49</u>	<u>50,489.90</u>



Signature



TATA POWER DELHI DISTRIBUTION LIMITED
NOTES FORMING PART OF THE STANDALONE FINANCIAL STATEMENTS

NOTE 35

Finance costs

Accounting policy

Borrowing Costs

Borrowing costs incurred for qualifying assets are capitalised up to the date the asset is ready for intended use, based on borrowings incurred specifically for financing the asset or the weighted average rate of all other borrowings if no specific borrowings have been incurred for the asset.

All other borrowing costs are recognised in the Statement of Profit and Loss in the reporting period in which they accrue.

	Year ended 31.03.2021	Year ended 31.03.2020
	₹/Lakhs	₹/Lakhs
(a) On borrowings - carried at amortised Cost		
(i) Interest on term loan (gross)	22,908.08	24,425.99
Less: Capitalised (refer note 35.1)	523.39	767.69
Interest on term loans (net)	22,384.69	23,658.30
(ii) Interest on cash credit accounts/short-term borrowings	5,698.08	4,038.98
(b) Interest on lease liability (gross)	774.97	844.61
Less: Capitalised	208.09	227.32
Interest on lease liability (net)	566.88	617.29
(c) Interest on consumer security deposits	5,558.75	5,985.87
(d) Other borrowing costs	179.07	166.27
(e) Other interest	3.51	23.35
	<u>34,390.98</u>	<u>34,490.06</u>

35.1 The weighted average capitalisation rate used to determine the amount of borrowing costs eligible for capitalisation is 8.01% per annum (for the year ended 31 March, 2020 8.63% per annum).

35.2 Interest on consumer security deposits

As per the provisions of Section 47(4) of the Electricity Supply Act, 2003 interest on consumer security deposits is payable at the bank rate as per the notification by DERC. During the year 2007, DERC had issued Delhi Electric Supply Code and Performance Standards Regulations, which came into force from 18 April, 2007 through notification in the Official Gazette. As per Clause 16(vi) of the Regulations, interest at the rate of 6% per annum is payable on consumer security deposits which has been revised from 1 September 2017 vide DERC (Supply Code and Performance Standards) Regulations, 2017 at Marginal Cost of Fund based Lending Rate (MCLR) as notified by State Bank of India prevailing on the 1 April of that financial year.

In view of the fact that the matter of liability on account of opening consumer security deposits in excess of ₹ 1,000 lakhs (as at 31 March, 2020 ₹ 1,000 lakhs) transferred to the Company as per the Transfer Scheme is sub-judice and no stay has been granted on payment of interest on and/or refund of opening consumer security deposits in excess of ₹ 1,000 lakhs (as at 31 March, 2020 ₹ 1,000 lakhs), the Company has provided interest expense aggregating to ₹ 5,558.75 lakhs (for the year ended 31 March, 2020 ₹ 5,985.87 lakhs) during the year on the outstanding consumer security deposits received by the Company since takeover of business in July, 2002 and also on the estimated total consumer security deposits received by the erstwhile DVB as per the Company's records. Out of the above interest expenditure, an amount of ₹ 208.59 lakhs (for the year ended 31 March, 2020 ₹ 238.65 lakhs) would be recoverable from DPCL if the Company's contention is upheld by the Hon'ble High Court that the Company's liability for interest payment/refund on account of opening consumer security deposits is only to the extent of ₹ 1,000 lakhs liability transferred to it as per the statutory transfer scheme.

Signature



TATA POWER DELHI DISTRIBUTION LIMITED
NOTES FORMING PART OF THE STANDALONE FINANCIAL STATEMENTS

	Year ended 31.03.2021 ₹/Lakhs	Year ended 31.03.2020 ₹/Lakhs
Note 36		
Other expenses		
Operating and maintenance expenses		
(a) Stores and spares consumed (net of recoveries)	4,182.64	3,625.69
(b) Repairs and maintenance:	522.77	522.33
(i) Building	9,307.37	8,224.81
(ii) Plant and equipment	5,242.39	5,706.52
(iii) Others	220.56	1,909.09
(c) Loss on disposal of property, plant and equipment	19,475.73	19,988.44
Administrative and general expenses		
(a) Communication expenses	239.82	239.90
(b) Printing and stationery	168.43	327.49
(c) Legal and professional charges	1,047.65	1,319.65
- Legal expenses (refer note 36.1)	457.62	794.73
- Professional charges (refer note 36.2)	318.58	819.92
(d) Travelling and conveyance	795.64	630.96
(e) Insurance	197.87	238.53
(f) Advertisement, publicity and business promotion	1,057.85	811.30
(g) Corporate social responsibility expenses (excluding 5% administrative expenses) (refer note 36.3)	115.42	128.75
(h) Rent and hire charges	682.54	1,236.00
(i) Rates and taxes	43.88	53.33
(j) Freight, handling and packing expenses	703.50	1,121.83
(k) Bill collection and distribution expenses	18.21	38.74
(l) Postage and courier charges	1,228.84	1,240.98
(m) EDP expenses	1,019.21	982.54
(n) Housekeeping expenses	10.25	-
(o) Foreign exchange fluctuation loss (net)	1,505.24	400.01
(p) Bad debts written off/(written back)	(938.77)	1,218.44
(q) Allowance for doubtful debts	1,279.44	1,141.05
(r) Miscellaneous expenses	9,951.22	12,744.15
Total other expenses	29,426.95	32,732.59

36.1 Out of total Legal expenses of ₹ 1,047.65 lakhs, an amount of ₹ 245.00 lakhs pertains to legal expenses where the Company has challenged DERC's orders/Regulations at various forums.

36.2 **Auditors remuneration***
Professional charges include auditor's remuneration as follows:

Particulars	₹/Lakhs	
	Year ended 31.03.2021	Year ended 31.03.2020
(a) For statutory audit	62.70	62.70
(b) For taxation matters	8.93	8.93
(c) For company law matters	1.00	1.00
(d) For other services	11.50	9.40
(e) For reimbursement of expenses	1.34	3.38
Total	85.47	85.41

* Exclusive of Goods & Services Tax.

36.3 Corporate social responsibility

As per Section 135 of the Companies Act, 2013, a company, meeting the eligibility criteria, needs to spend at least 2% of its average net profit for the immediately preceding three financial years on corporate social responsibility (CSR) activities. Tata Power-DL's CSR programs/projects focuses on sectors and issues as mentioned in Schedule VII read with Section 135 of Companies Act, 2013. A CSR committee has been formed by the Company as per the Act.


(a) Gross amount required to be spent by the Company during the year is ₹ 1,001.01 lakhs.
(b) Amount spent during the year on CSR (excluding 5% administrative expenses):

Particulars	₹/Lakhs		
	In Cash	Yet to be paid in cash	Total
(i) Construction/acquisition of any asset	83.76	-	83.76
(ii) On purposes other than (i) above	974.09	-	974.09


36.4 Disclosure under Clause 87 of DERC (Terms and Conditions for Determination of Tariff) Regulations, 2017 of statutory levies and taxes

As per the DERC (Terms and Conditions for Determination of Tariff) Regulations, 2017, Clause no. 87 has defined the requirement for the disclosure of water charges, statutory levies and taxes separately. Management considers applicability of the following expenses as covered under Clause 87:

Particulars	₹/Lakhs	
	Year ended 31.03.2021	
(a) Statutory taxes -	3,907.02	
(i) Impact of GST (unaudited)	154.84	
(b) Water charges	2,426.66	
(c) Statutory levies -	13,322.65	
(i) Impact of minimum wages (unaudited)	9,822.07	
(ii) Impact of 7th pay commission paid during FY 20-21 (including interim relief & past period arrears)	1,701.10	
(iii) Provisional impact of 7th pay commission on leave salary contribution & pension contribution	2,168.66	
(iv) Provisional impact of 7th Pay Commission against Non functional scale & Separated Employees	13,691.83	
Total 7th pay commission impact	(1,369.18)	
Less:- 10% Capitalisation	47.78	
(v) Common effluent treatment plant charges	198.55	
(vi) Property tax	388.60	
(vii) Licensee fees	1,562.23	
(viii) Land license fees	-	



Handwritten signature



46

TATA POWER DELHI DISTRIBUTION LIMITED
NOTES FORMING PART OF THE STANDALONE FINANCIAL STATEMENTS

Note 37

Regulatory deferral account balances

Accounting policy

The Company's operations of power distribution are a rate regulated activity as defined in Ind AS 114 "Regulatory Deferral Accounts", read with the Guidance Note on Rate Regulated Activities issued by ICAI and based on the principles laid down under the relevant Tariff Regulations/Tariff Orders notified by the DERC. Accordingly, the Company recognises regulatory deferral account balance in respect of difference between allowable controllable/uncontrollable expenses and revenue actually collected from regulated activities. Debit balance in the regulatory deferral account balance represents cumulative shortfall in recovery which is allowable to the Company through tariff revision in future periods whereas credit balance in regulatory deferral account balance represents cumulative excess recovery which is refundable through future tariff reductions. The Company records regulatory deferral account balance as at the reporting date based on prevailing regulatory guidelines, various judgments given by judicial authorities, past practices and opinion of legal experts. Any change in the regulatory deferral account balance in respect of past periods due to changes in regulatory guidelines and their interpretation consequent to orders/ judgements of regulator, judicial authorities, etc. are recorded in the period of such change.

37.1 As per Ind AS 114 "Regulatory Deferral Accounts", the business of electricity distribution is a rate regulated activity where the Delhi Electricity Regulatory Commission (DERC) determines Retail Supply Tariff (RST) to be charged from consumers based on prevailing regulations in place.

37.2 In the latest Tariff Order dated 28 August, 2020 issued on 19 October, 2020, the DERC has true up regulatory deferral account balance up to 31 March, 2019 at ₹ 1,89,000 lakhs as against ₹ 4,57,869.26 lakhs as per financial books of accounts excluding amount recoverable towards deferred tax liabilities of ₹ 18,044.60 lakhs. There is no provision in tariff regulations for one to one allowance of deferred tax but the same is allowed in the form of actual rate of tax as and when deferred tax liability gets converted to actual tax liability. The difference in regulatory deferral account is largely due to provisional true up of capitalisation, disallowance of de-capitalised property, plant and equipment, its corresponding impact on return on capital employed (ROCE), income tax and carrying cost. These disallowance have already been challenged in APTEL for amount disallowed upto FY 18-19. The difference in regulatory deferral account is also due to pending implementation of Rithala tariff order issued by the DERC vide order dated 11 November, 2019 and partial allowance of approved Rithala plant cost which is under challenge with APTEL and delay in execution of other previous review/APTEL appeal orders.

On the issue of provisional true up of capitalisation, DERC has shared preliminary draft report of physical verification of fixed asset for the period FY 2004-05 to 2015-16. The Company after analysing the draft report have submitted the response along with necessary documents in support of capitalisation on 29 December, 2020.

37.3 The DERC Business Plan Regulations, 2019 is applicable for the control period starting FY 2020-21 to FY 2022-23. As part of yearly tariff determination exercise, the company has filed True up petition for FY 19-20 and ARR for FY 21-22 on 22 December, 2020.

37.4 The Company on a regular basis evaluates the changes in the DERC regulations and other factors which may trigger the impairment of the regulatory deferral account balances.

37.5 The regulatory deferral account balance as on 31.03.2019 as per financial books of account was ₹ 4,57,869.26 lakhs which is not being liquidated for a long time excluding amount recoverable towards deferred tax liabilities of ₹ 18,044.60 lakhs. Such accumulation of regulatory deferral account has been due to non-availability of cost reflective tariff year on year. On this issue, company has filed a petition with the DERC on 08 March, 2021 to take measures to liquidate regulatory deferral account in a time bound manner, which is yet to be disposed off.

37.6 The movement in regulatory deferral account balance as at 31 March, 2021 is as follows:



Particulars	₹/Lakhs	
	Year ended 31.03.2021	Year ended 31.03.2020
(a) Opening regulatory deferral account debit balance	5,22,185.11	4,75,913.86
(b) Net movement during the year		
(i) Power purchase cost	5,36,735.00	6,35,770.00
(ii) All other prudent O&M cost including ROCE, carrying cost etc.	1,88,033.00	1,88,799.00
(iii) Collection available for Annual Revenue Requirement (ARR) as per MYT order	7,00,524.00	7,90,513.00
(iv) Net movement before recovery of deferred tax {(i)+(ii)-(iii)}	24,244.00	34,056.00
(v) Deferred tax recoverable in future tariff	4,741.39	12,215.25
(c) Net movement shown in the Statement of Profit and Loss {(iv)+(v)}	28,985.39	46,271.25
(d) Closing regulatory deferral account debit balance (a+c)	5,51,170.50	5,22,185.11

37.7 Rithala Power Generation Plant

On 31 August, 2017 the DERC issued the Order fixing the operational norms as specified in the DERC MYT Regulations, 2007 and allowed capital cost of the plant at ₹ 19,770 lakhs against ₹ 30,239 lakhs as per financial books of accounts. Further, the DERC has recognised tariff of the plant for 6 years (project life) from the date of commercial operation (COD) in combined cycle mode upto 31 March, 2018 as against 15 years, being the life of the plant. In accordance with the Order, the Company had stopped the billing of Rithala Power Plant from 1 April, 2018, adjusted a sum of ₹ 46,986 lakhs towards Rithala billing (including carrying costs) and recorded an impairment loss of ₹ 5,564.93 lakhs till 31 March, 2019.

Further, DERC has issued Tariff Order dated 11 November, 2019 for Rithala Power Plant and allowed depreciation for 6 years only. Aggrieved by the said order of lower allowance of depreciation, the Company has challenged the order before APTEL for balance depreciation along with other associated claims i.e. interest on debt, return on equity (RoE) etc.

As required by Ind AS 105 "Non-current Assets Held for Sale and Discontinued Operations" the asset has been classified under the head "Assets Held for Sale" and the remaining written down value (WDV) less fair value of plant cost of ₹ 19,770 lakhs has been shown as recoverable from future tariff on the basis of management evaluation supported by legal opinion with the condition that the net sale/scrup proceeds for Rithala Power Plant after recovering the 10% salvage value shall be offered in ARR. The Company is continuing to claim the remaining WDV in the form of annual depreciation, ROCE etc. in annual ARR filing for distribution business pending its petition with respect to allowance of the same in APTEL.



TATA POWER DELHI DISTRIBUTION LIMITED
NOTES FORMING PART OF THE STANDALONE FINANCIAL STATEMENTS

37.7.1 Assets classified as held for sale

Accounting policy

Non-current assets or disposal group are classified as held for sale if their carrying amount will be recovered principally through a sale transaction rather than through continuing use. This condition is regarded as met only when the asset or disposal group is available for immediate sale in its present condition subject only to terms that are usual and customary for sale of such asset or disposal group and its sale is highly probable. Management must be committed to the sale, which should be expected to qualify for recognition as a completed sale within one year from the date of classification. As at each Balance Sheet date, the management reviews the appropriateness of such classification.

Non-current assets or disposal group classified as held for sale are measured at the lower of their carrying amount and fair value less costs to sell.

The Company treats sale/distribution of the asset or disposal group to be highly probable when:

- (a) the appropriate level of management is committed to a plan to sell the asset (or disposal group),
- (b) an active programme to locate a buyer and complete the plan has been initiated (if applicable),
- (c) the asset (or disposal group) is being actively marketed for sale at a price that is reasonable in relation to its current fair value,
- (d) the sale is expected to qualify for recognition as a completed sale within one year from the date of classification, and
- (e) actions required to complete the plan indicate that it is unlikely that significant changes to the plan will be made or that the plan will be withdrawn.

Property, plant and equipment and intangible assets once classified as held for sale/distribution to owners are not depreciated or amortised.

In financial year ended 31 March, 2019 the property, plant and equipment relating to Rithala Power Generation Plant was classified as "Assets Held for Sale" pursuant to derecognition of Rithala plant as source of power with effect from 1 April, 2018 and management's intention to sell the plant. The management remains committed to the plan to dispose off the plant and therefore, continues to classify it as "Asset Held for Sale".

The assets classified as held for sale have been accounted at lower of carrying amount and fair value less costs to sell. The fair value of property, plant and equipment classified as assets held for sale as at 31 March, 2021 and 31 March, 2020 has been determined based on a valuation report given by an expert who has used Level 3 valuation techniques.

The carrying value and fair value less costs to sell of Rithala Power Generation Plant classified as assets held for sale is detailed below:

Particulars	As at 31.03.2021			As at 31.03.2020		
	Carrying value	Impairment Loss	Fair value less costs to sell	Carrying value	Impairment Loss	Fair value less costs to sell
	(A)	(B)	(C)=(A)-(B)	(D)	(E)	(F)=(D)-(E)
Property, plant and equipment	2,004.00	-	2,004.00	2,004.00	-	2,004.00

The significant unobservable input used in the non-recurring fair value measurement categorised within Level 3 of the fair value hierarchy as at 31 March, 2021 and as at 31 March, 2020 are as shown below:

Particulars	*Level in fair value hierarchy	Valuation techniques	Date of valuation	Significant unobservable inputs
Assets classified as held for sale	3	Valuation at salvage value	31.03.2021 and 31.03.2020	Salvage value discounted by the estimated cost of removable assets.

* Refer Note 2.2 for fair value hierarchy based on inputs to valuation techniques that are used to measure fair value, that are either observable or unobservable and consists of three levels.

The disposal group does not constitute a separate major line of business of the Company and therefore, has not been classified as discontinued operations.

Signature



TATA POWER DELHI DISTRIBUTION LIMITED
NOTES FORMING PART OF THE STANDALONE FINANCIAL STATEMENTS

Note 38

Restatement of financial statement

During the current year, based on an opinion pronounced by the Expert Advisory Committee (EAC) of The Institute of Chartered Accountants of India (ICAI), the Company has recognised late payment surcharge (LPSC) as "other income" instead of "other operating income". Accordingly, the comparative financial information included in these financial statements, have been restated. As an effect of restatement of financial statements, Statement of Profit and Loss for the year ended 31 March, 2020 has been restated. Accordingly, LPSC of ₹ 1,938.07 lakhs has been recognised in other income instead of other operating income.

Impact on Statement of Profit and Loss for the year ended 31 March, 2020

Particulars	₹/Lakhs	
	Year ended 31.03.2020 (Restated)	Year ended 31.03.2020 (Original)
(i) Other operating income	10,678.43	12,616.50
(ii) Other income	12,469.64	10,531.57

The above reclassification in the previous year have been made to confirm to the current year's classification/disclosure. This does not have any impact on the profit of the Company of previous year.

There is no impact on the retained earnings balance as at opening date of the comparative period i.e. 1 April, 2019 therefore, opening date balances have not been restated or presented.

Note 39

Earnings per equity share (EPS)

Accounting policy

Basic earnings per equity share has been computed by dividing the profit/(loss) for the reporting period attributable to equity shareholders by the weighted average number of equity shares outstanding during the reporting period in accordance with Ind AS 33, "Earnings Per Share". Diluted earnings per share is computed by dividing the profit/(loss) for the reporting period attributable to equity shareholders as adjusted for dividend, interest and other charges to expense or income (net of any attributable taxes) relating to the dilutive potential equity shares by the weighted average number of equity shares outstanding during the reporting period as adjusted to the effects of all dilutive potential equity shares, except where results are anti-dilutive.

The Company also presents Basic earnings per equity share in accordance with Ind AS 114, "Regulatory Deferral Accounts" which is computed by dividing the profit/(loss) for the reporting period before and after net movement in regulatory deferral account balance attributable to equity shareholders by the weighted average number of equity shares outstanding during the reporting period. Diluted earnings per share is computed by dividing the profit/(loss) for the reporting period before and after net movement in regulatory deferral account balance attributable to equity shareholders as adjusted for dividend, interest and other charges to expense or income (net of any attributable taxes) relating to the dilutive potential equity shares by the weighted average number of equity shares outstanding during the reporting period as adjusted to the effects of all dilutive potential equity shares, except where results are anti-dilutive.

39.1 EPS - Continuing operations (excluding regulatory income/expense)

Particulars	Units	Year ended 31.03.2021	Year ended 31.03.2020
Profit for the year from continuing operations	₹/Lakhs	42,817.23	41,414.47
Net movement in regulatory deferral account balance		28,985.39	46,271.25
Income-tax attributable to regulatory expenses		(10,128.65)	(16,169.03)
Net movement in regulatory deferral account balance (net of tax)	₹/Lakhs	18,856.74	30,102.22
Profit for the year from continuing operations attributable to equity shareholders before net movement in regulatory deferral account balance	₹/Lakhs	23,960.49	11,312.25
Weighted average number of equity shares (refer note 39.3)	Nos./Lakhs	10,520.00	10,520.00
Basic & Diluted earnings per equity share of ₹ 10 each	₹	2.28	1.08
Face value of equity shares	₹	10.00	10.00

39.2 EPS - Continuing operations (including regulatory income/expense)

Particulars	Units	Year ended 31.03.2021	Year ended 31.03.2020
Profit for the year from continuing operations after net movement in regulatory deferral account balance attributable to equity shareholders	₹/Lakhs	42,817.23	41,414.47
Weighted average number of equity shares (refer note 39.3)	Nos./Lakhs	10,520.00	10,520.00
Basic & Diluted earnings per equity share of ₹ 10 each	₹	4.07	3.94
Face value of equity shares	₹	10.00	10.00

39.3 Weighted average number of equity shares

Particulars	Units	Year ended 31.03.2021	Year ended 31.03.2020
Weighted average number of equity shares (opening) (A)	Nos./Lakhs	5,520.00	5,520.00
Bonus equity shares issued (B)	Nos./Lakhs	5,000.00	5,000.00
Weighted average number of equity shares (closing) (A+B)	Nos./Lakhs	10,520.00	10,520.00

39.4 The Company does not have any potential dilutive equity share.



Signature



Signature

TATA POWER DELHI DISTRIBUTION LIMITED
NOTES FORMING PART OF THE STANDALONE FINANCIAL STATEMENTS

Note 40
Disclosure pursuant to DERC directive 6.10(i) specified in Tariff Order, 2020.

Category-wise billing, collection & subsidy information

40.1 Billing

₹/Lakhs

S.No.	Category	Year ended 31.03.2021						
		Revenue	Deficit revenue recovery surcharge	PPAC	Electricity duty	Pension trust surcharge	TOD surcharge	TOD rebate
1	Domestic	2,53,765.07	16,156.85	16,492.97	10,489.80	8,681.79	0.11	(0.15)
2	Non-Domestic	1,71,349.30	10,946.56	11,672.88	5,580.32	6,098.87	1,269.90	(1,077.17)
3	Industrial	2,58,975.99	16,453.75	17,634.02	9,624.93	9,336.47	18,137.25	(18,074.84)
4	Agriculture	963.87	61.92	65.91	15.22	34.10	0.16	(0.18)
5	Public Utilities	44,111.28	3,028.25	3,038.13	1,363.16	1,703.86	261.85	(341.31)
6	Advertisement & Hoardings	66.79	4.45	4.59	2.34	2.36	0.39	-
7	Temporary Supply	6,285.25	398.69	422.75	247.46	221.92	28.93	(31.42)
8	Staff	534.87	34.16	34.22	21.38	18.07	-	-
9	E-Rickshaw/E-Vehicle	935.99	58.87	64.45	42.92	33.81	5.41	(5.53)
10	Misuse	351.16	22.18	26.11	11.76	12.10	2.30	(1.36)
11	Enforcement	1,290.61	84.74	58.52	48.07	38.25	-	-
12	Other Adjustments	46.24	-	-	1.92	-	-	-
	Grand Total	7,38,676.42	47,250.41	49,514.55	27,449.28	26,181.60	19,706.30	(19,531.96)

40.2 Collection

₹/Lakhs

S.No.	Category	Year ended 31.03.2021				
		Revenue	Deficit revenue recovery surcharge	PPAC	Electricity duty	Pension trust surcharge
1	Domestic	2,55,805.45	16,298.09	16,710.59	10,586.07	8,733.91
2	Non-Domestic	1,75,731.49	11,245.55	11,772.76	5,761.71	6,222.53
3	Industrial	2,64,383.82	16,816.82	17,733.32	9,828.87	9,482.71
4	Agriculture	1,015.17	63.82	66.11	15.44	34.65
5	Public Utilities	44,168.66	3,051.49	3,025.93	1,122.33	1,705.25
6	Advertisement & Hoardings	81.86	5.33	5.34	2.58	2.83
7	Staff	531.16	34.00	33.69	21.30	17.92
8	E-Rickshaw/E-Vehicle	931.55	58.63	61.07	42.58	33.19
9	Enforcement	1,290.61	84.74	58.52	48.07	38.25
10	Other Adjustments	46.24	-	-	-	-
	Grand Total	7,43,986.01	47,658.47	49,467.33	27,428.95	26,271.24

40.3 Subsidy Disbursed (including amnesty scheme)

₹/Lakhs

S.No.	Category	Year ended 31.03.2021
1	Agriculture	437.79
2	Domestic (including solar generation based incentive)	87,719.65
3	Non-Domestic (Lawyer Chambers)	240.22
	Grand Total	88,397.66

40.4 Collection against temporary connection & Misuse is included in respective tariff category.

40.5 The above figures exclude open access billing & collection.

40.6 Revenue billed & collected include energy charges, fixed charges, Etax, surcharge, PPAC, TOD surcharge, pension trust surcharge, TOD rebate etc.

40.7 Revenue collected includes deemed collection on account of subsidy, CD interest etc.

Shree



TATA POWER DELHI DISTRIBUTION LIMITED
NOTES FORMING PART OF THE STANDALONE FINANCIAL STATEMENTS

Note 41
Segment reporting

The Company is engaged in the business of distribution and generation of power in North and North-west of Delhi and other ancillary activities. Chief Operating Decision Maker (CODM) reviews the financial information of the Company as a whole for decision making and accordingly the Company has single reportable segment in terms of Ind AS 108 "Operating Segments". However, as per the directives issued by the Delhi Electricity Regulatory Commission (DERC), the Company is required to disclose separate information about its distribution, generation and business development activities.

41.1 Set out below is the disclosure pursuant to Clause 4 of Delhi Electricity Regulatory Commission (Treatment of Income from Other Business of Transmission Licensee and Distribution Licensee) Regulations, 2005 and DERC directive 6.10(i)(ix) specified in Tariff Order, 2020

Based on the regulations of the DERC, the Company has identified following 3 segments/divisions:

- (a) **Distribution**
Comprises of sale of power to retail customers through distribution network and related ancillary services.
- (b) **Generation**
Comprises of generation of power from Rithala Power Generation Plant owned by the Company and generation of power from renewable energy sources i.e. solar.
- (c) **Business Development**
Comprises of project management consultancy, project management agency, project implementation contracts, IT and SCADA implementation contracts, management and other technical services assistance.

Revenue and expenses directly attributable to segments are reported under each reportable segment. Expenses which are not directly identifiable to each reporting segment have been allocated on the basis of associated revenue of the segment and manpower efforts.

Assets and liabilities that are directly attributable or allocable to segments are disclosed under each reportable segment. All other assets and liabilities are disclosed as unallocable.


41.2 Segment revenue, segment results, segment assets and liabilities are detailed below:

₹/Lakhs

S.No.	Particulars	As at 31.03.2021				Total
		Distribution	Generation	Business Development	Inter Segment	
(i)	Segment revenue					
	Revenue from operations	7,00,678.45	201.44	-	(176.84)	7,00,703.05
	Other income	2,910.37	2.03	8,684.18	-	11,596.58
	Movement in regulatory deferral account balance (net)	28,985.39	-	-	-	28,985.39
(a)	Total segment revenue	7,32,574.21	203.47	8,684.18	(176.84)	7,41,285.02
	Less: Segment expenses (refer note 41.5)					
	Cost of power purchased (net)	5,30,802.57	-	-	(176.84)	5,30,625.73
	Employee benefits expense (net)	52,680.53	68.22	2,963.74	-	55,712.49
	Finance costs	33,766.01	624.97	-	-	34,390.98
	Depreciation and amortisation expense	35,253.97	127.71	-	-	35,381.68
	Other expenses	26,596.75	263.54	2,556.41	-	29,416.70
(b)	Total segment expenses	6,79,099.83	1,084.44	5,520.15	(176.84)	6,85,527.58
(ii)	Total segment results (a-b)	53,474.38	(880.97)	3,164.03	-	55,757.44
	Add/(Less): Unallocable income/(expense)					5.50
(c)	Gain on sale/fair value of mutual fund investment measured at FVTPL					(10.25)
(d)	Foreign exchange fluctuation loss (net)					55,752.69
(e)	Profit before tax (ii+c+d)					12,935.46
(f)	Less: Tax expense					42,817.23
	Profit after tax (e-f)					
(iii)	Segment assets (refer note 41.4)					
(a)	Property, plant and equipment	4,02,594.09	1,102.26	-	-	4,03,696.35
(b)	Capital work-in-progress	19,562.61	148.57	-	-	19,711.18
(c)	Right-of-use assets	8,756.43	-	-	-	8,756.43
(d)	Intangible assets	7,891.13	-	-	-	7,891.13
(e)	Non-current financial assets	90.56	-	-	-	90.56
(f)	Other non-current assets	635.57	-	-	-	635.57
(g)	Inventories	1,659.88	22.88	-	-	1,682.76
(h)	Current financial assets					
	- Trade receivables	17,263.89	-	10,179.27	-	27,443.16
	- Unbilled revenue	36,313.08	-	221.91	-	36,534.99
	- Others	15,264.51	-	-	-	15,264.51
(i)	Other current assets					
	- Unbilled revenue (contract asset)	-	-	1,909.50	-	1,909.50
	- Others	12,164.14	1,213.72	-	-	13,377.86
(j)	Assets classified as held for sale					2,004.00
	-		2,004.00	-	-	2,004.00
(k)	Regulatory deferral account debit balances	5,41,552.50	9,618.00	-	-	5,51,170.50
	Total segment assets	10,63,748.39	14,109.43	12,310.68	-	10,90,168.50
(l)	Unallocable assets					
	- Income tax assets (net)					3,247.48
	- Income tax paid under protest against demand					2,321.84
	Total assets					10,95,737.82



Handwritten signature



TATA POWER DELHI DISTRIBUTION LIMITED
NOTES FORMING PART OF THE STANDALONE FINANCIAL STATEMENTS

		₹/ Lakhs				
S.No.	Particulars	As at 31.03.2021				
		Distribution	Generation	Business Development	Inter Segment	Total
(iv)	Segment liabilities (refer note 41.4)					
(a)	Non-current financial liabilities	3,07,066.84	1,054.69	-	-	3,08,121.53
(b)	Capital grants	247.11	186.57	-	-	433.68
(c)	Contributions for capital works and service line charges	80,324.66	-	-	-	80,324.66
(d)	Other non-current liabilities	32,839.06	-	-	-	32,839.06
(e)	Current financial liabilities	2,34,556.99	851.87	-	-	2,35,408.86
(f)	Other current liabilities	-	-	-	-	-
	- Income received in advance	-	-	1,347.13	-	1,347.13
	- Others	18,499.76	2.24	-	-	18,502.00
	Total segment liabilities	6,73,534.42	2,095.37	1,347.13	-	6,76,976.92
(g)	Unallocable liabilities	-	-	-	-	5,741.27
	- Provisions - non current	-	-	-	-	35,001.24
	- Deferred tax liabilities (net)	-	-	-	-	1,008.61
	- Provisions - current	-	-	-	-	-
	Total liabilities					7,18,728.04



		₹/ Lakhs				
S.No.	Particulars	As at 31.03.2020				
		Distribution	Generation	Business Development	Inter Segment	Total
(i)	Segment revenue					
	Revenue from operations (refer note 41.3)	7,86,831.44	(740.62)	-	766.59	7,86,857.41
	Other income	2,863.62	7.68	9,570.08	-	12,441.38
	Movement in regulatory deferral account balance (net)	46,271.25	-	-	-	46,271.25
(a)	Total segment revenue	8,35,966.31	(732.94)	9,570.08	766.59	8,45,570.04
	Less: Segment expenses (refer note 41.5)					
	Cost of power purchased (net)	6,29,196.49	-	-	766.59	6,29,963.08
	Employee benefits expense (net)	46,588.13	105.27	3,796.50	-	50,489.90
	Finance costs	33,971.43	518.63	-	-	34,490.06
	Depreciation and amortisation expense	33,166.87	149.19	-	-	33,316.06
	Other expenses	29,115.91	377.12	3,239.56	-	32,732.59
(b)	Total segment expenses	7,72,038.83	1,150.21	7,036.06	766.59	7,80,991.69
(ii)	Total segment results (a-b)	63,927.48	(1,883.15)	2,534.02	-	64,578.35
	Add/(Less): Unallocable income/(expense)	-	-	-	-	21.02
(c)	Gain on sale/fair value of mutual fund investment measured at FVTPL	-	-	-	-	7.24
(d)	Foreign exchange fluctuation gain (net)	-	-	-	-	64,606.61
(e)	Profit before tax (ii+c+d)					23,192.14
(f)	Less: Tax expense	-	-	-	-	41,414.47
	Profit after tax (e-f)					41,414.47
(iii)	Segment assets (refer note 41.4)					
(a)	Property, plant and equipment	3,90,146.84	1,227.58	-	-	3,91,374.42
(b)	Capital work-in-progress	27,190.80	148.57	-	-	27,339.37
(c)	Right-of-use assets	9,850.99	-	-	-	9,850.99
(d)	Intangible assets	6,084.89	-	-	-	6,084.89
(e)	Non-current financial assets	194.64	-	-	-	194.64
(f)	Other non-current assets	900.81	6.48	-	-	907.29
(g)	Inventories	1,294.07	22.88	-	-	1,316.95
(h)	Current financial assets					
	- Trade receivables	25,050.30	-	6,554.67	-	31,604.97
	- Unbilled revenue	32,074.65	-	170.57	-	32,245.22
	- Others	23,171.91	-	-	-	23,171.91
(i)	Other current assets					
	- Unbilled revenue (contract asset)	-	-	2,320.07	-	2,320.07
	- Others	17,149.78	1,247.18	-	-	18,396.96
(j)	Assets classified as held for sale	-	2,004.00	-	-	2,004.00
(k)	Regulatory deferral account debit balances	5,12,567.11	9,618.00	-	-	5,22,185.11
	Total segment assets	10,45,676.79	14,274.69	9,045.31	-	10,68,996.79
(l)	Unallocable assets	-	-	-	-	2,735.55
	- Income tax assets (net)	-	-	-	-	2,321.84
	- Income tax paid under protest against demand	-	-	-	-	-
	Total assets					10,74,054.18
(iv)	Segment liabilities (refer note 41.4)					
(a)	Non-current financial liabilities	3,37,789.41	1,640.63	-	-	3,39,430.04
(b)	Capital grants	295.49	211.17	-	-	506.66
(c)	Contributions for capital works and service line charges	84,578.30	-	-	-	84,578.30
(d)	Other non-current liabilities	34,229.56	-	-	-	34,229.56
(e)	Current financial liabilities	2,03,042.51	1,020.29	-	-	2,04,062.80
(f)	Other current liabilities	-	-	-	-	-
	- Income received in advance	-	-	1,273.93	-	1,273.93
	- Others	25,085.81	7.13	-	-	25,092.94
	Total segment liabilities	6,85,021.08	2,879.22	1,273.93	-	6,89,174.23
(g)	Unallocable liabilities	-	-	-	-	5,661.04
	- Provisions - non current	-	-	-	-	30,259.85
	- Deferred tax liabilities (net)	-	-	-	-	1,646.61
	- Provisions - current	-	-	-	-	-
	Total liabilities					7,26,741.73

41.3 Includes revenue reversal of ₹ 789.35 lakhs in FY 2019-20 on account of APTEL judgment pronounced on 16 April, 2019 against batch Appeals of 4 solar plants and ₹ 216.37 lakhs on account of Rithala Tariff Order dated 11 November, 2019.

41.4 Distribution segment also includes assets and liabilities of Business Development (except trade receivables, unbilled revenue and income received in advance) since it constitutes only insignificant portion of the closing balance and are not readily identifiable.

41.5 Total expenses of Business Development segment of ₹ 5,520.15 lakhs (for the year ended 31 March, 2020 ₹ 7,036.06 lakhs) includes allocated expenses of ₹ 605.20 lakhs (for the year ended 31 March, 2020 ₹ 1,671.21 lakhs) and other expenses of ₹ 4,914.95 lakhs (for the year ended 31 March, 2020 ₹ 5,364.85 lakhs) are directly identifiable to this reporting segment.

[Handwritten Signature]



TATA POWER DELHI DISTRIBUTION LIMITED
NOTES FORMING PART OF THE STANDALONE FINANCIAL STATEMENTS

Note 42
Income tax

Accounting policy

Income tax expense represents the sum of the tax currently payable and deferred tax.

42.1 Current tax

The current tax payable is based on taxable profit for the reporting period. Current income tax assets and liabilities are measured at the amount expected to be recovered from or paid to the taxation authorities. Taxable profit differs from 'profit before tax' as reported in the Statement of Profit and Loss because of items of income or expense that are treated differently according to Income Tax Act, 1961. The Company's current tax is calculated using tax rates that have been enacted or substantively enacted by the end of the reporting period.

Management periodically evaluates positions taken in the tax returns with respect to situations in which applicable tax regulations are subject to interpretation and establishes provisions where appropriate.

Current tax is recognised in the Statement of Profit and Loss, except when it relates to items that are recognised in other comprehensive income or directly in equity, in which case, the current tax is also recognised in Other Comprehensive Income or directly in Equity respectively.

42.2 Income tax expense recognised in the Statement of Profit and Loss consists of:

	Year ended 31.03.2021 ₹/Lakhs	Year ended 31.03.2020 ₹/Lakhs
Income tax expense recognised in the Statement of Profit and Loss :		
(a) Current tax (refer note 42.4)		
- For the year	14,239.23	19,196.81
- Adjustments for prior periods (refer note 42.5)	(932.03)	-
Less: MAT credit adjusted during the year	5,078.72	8,323.99
Current tax expense (net)	8,228.48	10,872.82
(b) Deferred tax expense (net) (refer note 42.4)	4,706.98	12,319.32
Total	12,935.46	23,192.14
Income tax expense recognised in other comprehensive income :		
Income tax relating to items that will not be reclassified to profit or loss:		
(c) Current tax		
Remeasurement of defined benefit obligation (refer note 42.4)	34.41	(104.07)
(d) Deferred tax		
Remeasurement of defined benefit obligation (refer note 42.4)	34.41	(104.07)
Total	68.82	(208.14)
Total income tax expense recognised during the year (a+b+c+d)	13,004.28	22,984.00

42.3 The income tax expense for the year can be reconciled to the accounting profit as follows:

Particulars	₹/Lakhs	
	Year ended 31.03.2021	Year ended 31.03.2020
Profit before tax	55,752.69	64,606.61
Enacted income tax rate in India	34.94%	34.94%
Computed expected tax expense	19,482.22	22,576.13
Add/(Less): Tax effect on account of:		
Tax effect due to non taxable income pertaining to deferred tax recoverable	(1,656.83)	-
Expenses not considered in determining taxable profit	259.39	287.08
Adjustments for prior periods	(932.03)	-
Reversal during tax holiday period	77.04	45.78
Deduction under chapter VI-A	(31.05)	(8.16)
Adjustment for MAT credit against previous year	(4,449.73)	425.88
Others	186.45	(134.57)
Income tax expense recognised in the Statement of Profit and Loss	12,935.46	23,192.14

42.4 The Company has made provision for income tax at the rate of 34.94% in accordance with normal provisions of Income Tax Act, 1961 for the year ended 31 March, 2021 and 31 March, 2020.

The Company has to pay taxes based on the higher of income-tax profit of the Company or minimum alternate tax (MAT) at 17.47% (FY 2019-20 17.47%) of book profit for the financial year 2020-21 and 2019-20.

The provision for deferred tax has been worked upon at the rate of 34.94% (substantially enacted tax rate at Balance Sheet date) for the year ended 31 March, 2021 and 31 March, 2020.

42.5 Finance Act 2009 has made a retrospective amendment for adding back the provision for diminution in value of an asset while computing book profits under Section 115JB. Since the provisions of Section 115JB has been amended retrospectively, the company has made a tax provision on doubtful debts from FY 2002-03 to FY 2006-07 during FY 2009-10 (including interest liability). The said amount was also included in regulatory deferral account balance though the same is not allowed by DERC till date. During the current year, the Company has reversed the tax provision (including interest) amounting to ₹ 932.03 lakhs which mainly pertains to FY 2002-03 and FY 2004-05 owing to closure of tax assessment of the said years. Further the company has also taken the corresponding impact of the said reversal in regulatory deferral account balance. Tax provision for the remaining years is being maintained due to ongoing litigation at ITAT/High Court.

[Handwritten signature]



TATA POWER DELHI DISTRIBUTION LIMITED
NOTES FORMING PART OF THE STANDALONE FINANCIAL STATEMENTS

42.6 Deferred tax

Accounting policy

Deferred tax is recognised on temporary differences between the carrying amounts of assets and liabilities in the financial statements and the corresponding tax bases used in the computation of taxable profit.

Deferred tax liabilities are generally recognised for all taxable temporary differences. Deferred tax assets are generally recognised for all deductible temporary differences to the extent that it is probable that taxable profits will be available against which those deductible temporary differences can be utilised. Such deferred tax assets and liabilities are not recognised if the temporary difference arises from the initial recognition of assets and liabilities in a transaction that affects neither the taxable profit nor the accounting profit.

Minimum alternative tax (MAT) paid in accordance with the tax laws, which gives rise to future economic benefits in the form of adjustment of future income tax liability, is considered as an asset if there is convincing evidence that the Company will pay normal income tax after the tax holiday period. Accordingly, MAT is recognised as an asset in the Balance Sheet when it is probable that the future economic benefit associated with it will flow to the Company and the asset can be measured reliably.

The carrying amount of deferred tax assets is reviewed at the end of each reporting period and reduced to the extent that it is no longer probable that sufficient taxable profits will be available to allow all or part of the asset to be recovered. Deferred tax liabilities and assets are measured at the tax rates that are expected to apply in the reporting period in which the liability is settled or the asset realised, based on tax rates as per the Income Tax Act, 1961 that have been enacted or substantively enacted by the end of the reporting period.

In the situations where one or more units of the Company are entitled to a tax holiday under the tax law, no deferred tax (asset or liability) is recognised in respect of temporary differences which reverse during the tax holiday period, to the extent the concerned unit's gross total income is subject to the deduction during the tax holiday period. Deferred tax in respect of temporary differences which reverse after the tax holiday period is recognised in the year in which the temporary differences originate. However, the Company restricts recognition of deferred tax assets to the extent it is probable that sufficient future taxable income will be available against which such deferred tax assets can be realised. For recognition of deferred taxes, the temporary differences which originate first are considered to reverse first.

The measurement of deferred tax liabilities and assets reflects the tax consequences that would follow from the manner in which the Company expects, at the end of the reporting period, to recover or settle the carrying amount of its assets and liabilities.

Deferred tax is recognised in the Statement of Profit and Loss, except when it relates to items that are recognised in Other comprehensive income or directly in equity, in which case, deferred tax is also recognised in Other Comprehensive Income or directly in equity respectively.

42.7 Deferred tax liabilities/assets (net) as at 31 March, 2021, as detailed below reflect the quantum of tax liabilities/(asset) accrued up to 31 March, 2021.

Particulars (2020-21)	₹/Lakhs			
	Opening Balance	Recognised in the Statement of Profit and Loss	Recognised in Other Comprehensive Income	Closing Balance
Deferred tax liability/(assets) on account of :				
Property plant and equipment (refer note 42.9)	66,164.63	3,754.98	-	69,919.61
Provision for doubtful debts	(3,122.62)	328.04	-	(2,794.58)
Provision for employee benefits	(2,553.59)	160.50	34.41	(2,358.68)
MAT credit	(29,979.30)	5,078.72	-	(24,900.58)
MAT credit adjustment against previous year	-	(4,449.73)	-	(4,449.73)
Others	(249.27)	(165.53)	-	(414.80)
Deferred tax liabilities/(asset) [net]	30,259.85	4,706.98	34.41	35,001.24

Deferred tax liabilities/assets (net) as at 31 March, 2020, as detailed below reflect the quantum of tax liabilities/(asset) accrued up to 31 March, 2020.

Particulars (2019-20)	₹/Lakhs			
	Opening Balance	Recognised in the Statement of Profit and Loss	Recognised in Other Comprehensive Income	Closing Balance
Deferred tax liability/(assets) on account of :				
Property plant and equipment	61,593.26	4,571.37	-	66,164.63
Provision for doubtful debts	(2,696.85)	(425.77)	-	(3,122.62)
Provision for employee benefits	(1,971.01)	(478.51)	(104.07)	(2,553.59)
MAT credit	(38,729.18)	8,749.88	-	(29,979.30)
Others	(151.62)	(97.65)	-	(249.27)
Deferred tax liabilities/(asset) [net]	18,044.60	12,319.32	(104.07)	30,259.85

42.8 As per MYT regulations for determination of tariff, tax expense shall be considered in tariff determination as and when and to the extent of income tax actually paid. Accordingly, the Company has made provision only for the amount of income tax that is actually payable and the deferred tax liability (net) as at 31 March, 2021 of ₹ 35,001.24 lakhs (as at 31 March, 2020 ₹ 30,259.85 lakhs) and deferred tax charge of ₹ 4,741.39 lakhs for the year ended 31 March, 2021 (for the year ended 31 March, 2020 ₹ 12,215.25 lakhs) has been shown as recoverable in regulatory deferral account balances.



42.9 As at 31 March, 2021 deferred tax liability of ₹ 69,919.61 lakhs (as at 31 March, 2020 ₹ 66,164.63 lakhs) on account of property, plant and equipment is net of deferred tax asset of ₹ 1,359.41 lakhs (as at 31 March, 2020 ₹ 1,683.52 lakhs) arising on assets classified as held for sale.

42.10 During the current year, the management has reassessed the recoverability of unavailed MAT credit and accordingly recognised MAT credit amounting to ₹ 29,350.31 lakhs as at 31 March, 2021 (as at 31 March, 2020 ₹ 29,979.30 lakhs).

42.11 The carrying amount of deferred tax assets is reviewed at the end of each reporting period and reduced to the extent that it is no longer probable that sufficient taxable profits will be available to allow all or part of the asset to be recovered. Deferred tax liabilities and assets are measured at the tax rates that are expected to apply in the reporting period in which the liability is settled or the asset realised, based on tax rates as per the Income Tax Act, 1961 that have been enacted or substantively enacted by the end of the reporting period. The Taxation Laws (Amendment) Ordinance, 2019 (2019 Tax Ordinance) provides the Company with an option to move to a lower tax rate of 25.17% accompanied with immediate expiry of carry forward balance of Minimum Alternative Tax (MAT) credit and certain other concessional tax rate benefits enjoyed by the Company presently. The Company has reviewed the implications of 2019 Tax Ordinance on its tax liability for the year and has chosen to continue to apply tax rate of 34.94% which allows the Company to set off carry forward balance of MAT credit and avail other tax concessions.

The Company also evaluated impact of 2019 Tax Ordinance for future period and is of the view that current tax rate of 34.94% will continue to remain favourable for foreseeable future. Therefore, the Company continues to measure deferred tax liability (net) at current applicable income tax rate.

Alumini



54

TATA POWER DELHI DISTRIBUTION LIMITED
NOTES FORMING PART OF THE STANDALONE FINANCIAL STATEMENTS

Note 43
Financial instruments

43.1 Capital management and gearing ratio

For the purpose of the Company's capital management, capital includes issued equity capital and all other equity reserves attributable to the equity holders of the Company. The Company's objectives for managing capital comprise safeguarding the business as a going concern, creating value for stakeholders and supporting the development of the Company. In particular, the Company seeks to maintain an adequate capitalisation that enables it to achieve a satisfactory return for shareholders and ensure access to external sources of financing, in part by maintaining an adequate rating.

The Company manages its capital structure and makes adjustments in light of changes in economic conditions and requirements of the financial covenants. From time to time, the Company reviews its policy related to dividend payment to shareholders, return of capital to shareholders or fresh issue of shares. The Company monitors capital using gearing ratio, which is net debt divided by total capital plus net debt. As part of this review, the management considers the cost of capital and risks associated with each class of capital requirements and maintenance of adequate liquidity buffer.

The Company's capital structure consists of net debt and total equity. The Company includes within net debt, interest bearing borrowings, less cash and bank balances as detailed below. The position on reporting date is summarised in the following table:

Particulars	₹/Lakhs	
	As at 31.03.2021	As at 31.03.2020
Long-term borrowings	2,30,820.70	2,63,382.77
Current maturities of long-term borrowings	62,483.00	47,355.30
Short-term borrowings	39,336.28	34,326.29
Total debt (a)	3,32,639.98	3,45,064.36
Less: Cash and bank balances (b)	14,492.63	13,987.53
Net debt {(c)=(a-b)}	3,18,147.35	3,31,076.83
Total equity (d)	3,77,009.78	3,47,312.45
Total equity and net debt {(e)=(c+d)}	6,95,157.13	6,78,389.28
Net debt to total equity plus net debt ratio (%) {(f)=(c)/(e)}	45.77%	48.80%

In order to achieve this overall objective, the Company's capital management, amongst other things, aims to ensure that it meets financial covenants attached to the interest-bearing borrowings that define capital structure requirements. Breaches in meeting the financial covenants would permit the bank to immediately call loans and borrowings. There have been no breaches in the financial covenants of any interest-bearing borrowing in the current reporting period.

No changes were made in the objectives, policies or processes for managing capital during the year ended 31 March, 2021 and 31 March, 2020.

43.2 Categories of financial instruments

Particulars	₹/Lakhs	
	As at 31.03.2021	As at 31.03.2020
Financial assets		
(i) Measured at fair value through profit or loss (FVTPL)		
(a) Investment in mutual fund (unquoted)	-	8,500.19
(ii) Measured at cost		
(a) Investments in equity instruments of wholly owned subsidiary company (unquoted)	5.00	5.00
(iii) Measured at amortised cost		
(a) Trade receivables	27,443.16	31,604.97
(b) Cash and cash equivalents	4,612.64	3,853.24
(c) Bank balances other than cash and cash equivalent above	9,879.99	10,134.29
(d) Loans: Security deposits	657.49	446.09
(e) Unbilled revenue	36,534.99	32,245.22
(f) Others	199.95	427.74
Total	79,333.22	87,216.74
Financial liabilities		
(i) Measured at amortised cost		
(a) Borrowings (including current maturities)	3,32,639.98	3,45,064.36
(b) Interest accrued but not due on borrowings	822.07	934.87
(c) Lease liabilities (including current maturities)	9,440.67	8,665.70
(d) Trade and other payables	1,18,332.42	1,11,117.94
(e) Consumers' security deposit	74,366.62	71,804.91
(f) Retention money payable	4,015.82	3,928.91
(g) Others	3,912.81	1,976.15
Total	5,43,530.39	5,43,492.84

43.2.1 Fair values of financial assets and financial liabilities

- (a) The management assessed that the carrying value of cash and cash equivalents, other balances with bank, trade receivables, loans, unbilled revenue, borrowings and interest accrued thereon, consumers' security deposit, retention money payable, trade payables, other financial assets and liabilities approximate their fair value largely due to the short term maturities of these instruments/ buying subject to floating-rate. Fair value measurement of lease liabilities is not required.
- (b) Investments in subsidiaries accounted at cost in accordance with Ind AS 27 "Separate Financial Statements".

(Handwritten signature)



55

TATA POWER DELHI DISTRIBUTION LIMITED
NOTES FORMING PART OF THE STANDALONE FINANCIAL STATEMENTS

- (c) The management assessed that the carrying value of investments in mutual funds (unquoted) approximate their fair value. Fair value of the liquid mutual fund units are based on the price quotations on the reporting date. The following table gives information on determination of its fair value, the valuation technique and inputs used.

Particulars	As at 31.03.2021 ₹/Lakhs	As at 31.03.2020 ₹/Lakhs	Fair value hierarchy	Valuation technique and key inputs	Date of valuation
Investments in mutual funds measured at fair value through profit or loss (FVTPL)	-	8,500.19	Level 1	Net asset value (NAV) of mutual funds	31.03.2020

Refer Note 2.2 for fair value hierarchy based on inputs to valuation techniques that are used to measure fair value, that are either observable or unobservable and consists of three levels.

43.3 Financial risk management objectives and policies

The Company's principal financial liabilities comprise borrowings, consumers' security deposit, lease liabilities, trade and other payables and other financial liabilities. The main purpose of these financial liabilities is to finance the Company's operations. The Company's principal financial assets include investments, loans, trade and other receivables, cash and cash equivalents, other balances with banks, unbilled revenue and other financial assets that are derived directly from its operations.

The Company is exposed to market risk, credit risk and liquidity risk. The Company's Corporate Level Risk Management Committee (CLRMC) oversees the management of these risks and appropriate risk governance framework for the Company. The Company's CLRMC is supported by a Finance Risk Management Sub-Committee that reviews the financial risks. The Company's financial risk activities are governed by appropriate policies and procedures (in accordance with ISO 31000:2018 guidelines) and that financial risks are identified, measured and managed in accordance with the Company's policies and risk objectives. The risk management policy is approved by the Board of Directors.

The Company's focus is to ensure liquidity which is sufficient to meet Company's operational requirements, the management also monitors and manages key financial risks so as to minimize potential adverse effects on its financial performance. The management reviews and manages these risks, which are summarised below:

43.3.1 Market risk

Market risk is the risk that changes in market prices will affect the Company's income or value of its holding of financial instruments. The objective of market risk management is to manage and control market risk exposures within acceptable parameters, while optimising the return. Financial instruments affected by market risk primarily comprises of term borrowings and current investments.

Market risk comprises of three types of risk: currency risk, interest rate risk and price risk.

(A) Foreign currency exchange risk management

Foreign currency exchange risk is the risk that the fair value or future cash flows of a financial instrument will fluctuate because of changes in exchange rates. The Company does not have significant foreign currency denominated transactions, hence the Company is not exposed to significant foreign currency exchange risk.

(B) Interest rate risk management

Interest rate risk is the risk that the fair value or future cash flows of a financial instrument will fluctuate because of changes in market interest rates. The Company's exposure to the risk of changes in market interest rates relates primarily to the Company's long-term debt obligations with floating interest rates.

Interest rate risk sensitivity analysis

The sensitivity analysis below have been determined based on the exposure to interest rates for long term borrowings at the end of the reporting period. The analysis is prepared assuming the amount of the borrowing outstanding at the end of the reporting period was outstanding for the whole year. A 50 basis point increase or decrease is used for analysis which represents management's assessment of the reasonably possible change in interest rates.

The sensitivity analysis in the following section relates to the position as at 31 March, 2021 and 31 March, 2020. If the interest rates had been 50 basis points higher or lower and all the other variables were held constant, the effect on interest expense for the respective financial years and consequent effect on Company's profit in that financial year would have been as below:

Particulars	As at 31.03.2021		As at 31.03.2020	
	50 bps increase	50 bps decrease	50 bps increase	50 bps decrease
Interest expense on term borrowings	1,466.52	(1,466.52)	1,553.69	(1,553.69)
Effect on profit before tax	(1,466.52)	1,466.52	(1,553.69)	1,553.69

(C) Price risk

Price risk is the risk that the fair value or future cash flows of a financial instrument will fluctuate because of changes in net asset value (NAV) of the financial instruments held. The Company's price risk is mainly generated with fair value in respect of the investments held in mutual funds. Investments primarily include investment in liquid debt based mutual fund units with high credit-ratings assigned by credit-rating agencies and managed by asset management companies.

The carrying amount of the Company's current investments measured at fair value through profit or loss at the end of the reporting period are as follows:

Particulars	₹/Lakhs	
	As at 31.03.2021	As at 31.03.2020
Investments in mutual funds	-	8,500.19

Price risk sensitivity analysis

The sensitivity analysis in the following section relates to the position as at 31 March, 2021 and 31 March, 2020. If the NAV of investments had been higher or lower by ₹ 0.50 and all the other variables were held constant, the effect on gain/(loss) on fair value of current investments for the respective financial years and consequent effect on Company's profit in that financial year would have been as below:

Particulars	As at 31.03.2021		As at 31.03.2020	
	NAV appreciate by ₹ 0.50	NAV depreciate by ₹ 0.50	NAV appreciate by ₹ 0.50	NAV depreciate by ₹ 0.50
Gain on investments in liquid mutual funds	-	-	17.08	(17.08)
Effect on profit before tax	-	-	17.08	(17.08)

In Company's opinion, the sensitivity analysis is unrepresentative of the inherent interest rate risk and price risk because the exposure at the end of the reporting period does not reflect the exposure during the year.

[Handwritten Signature]



[Handwritten Signature]

TATA POWER DELHI DISTRIBUTION LIMITED
NOTES FORMING PART OF THE STANDALONE FINANCIAL STATEMENTS

43.3.2 Credit risk

Credit risk refers to the risk that a counterparty will default on its contractual obligations resulting in financial loss to the Company. The Company is exposed to credit risk from its operating activities (primarily trade receivables and unbilled revenue) and other financial instruments.

Particulars	₹/Lakhs	
	As at 31.03.2021	As at 31.03.2020
(a) Trade receivables	27,443.16	31,604.97
(b) Unbilled revenue	36,534.99	32,245.22
(c) Loans	657.49	446.09
(d) Other financial assets	199.95	427.74
Total	64,835.59	64,724.02

Refer note 13 for credit risk and other information in respect of trade receivables. Other receivables as stated above are due from the parties under normal course of the business and as such the Company believes exposure to credit risk to be minimal.

Bank balances are held with reputed and creditworthy banking institutions.

As per its investment policy, the Company deploy its short term surplus funds in debt based mutual funds and/or liquid funds with no exposure to equities or fixed term deposits with scheduled banks or in inter-corporate deposits with such companies of the Tata Group as may be approved. Investments are normally made in debt/liquid/money market mutual funds of approved fund houses whose Assets Under Management (AUM) are in excess of ₹ 1,00,00,000 lakhs and ranks in the first three of CRISIL's latest available Composite Performance Ranking (CPR) at the time of investment. As per policy, the aggregate amounts invested in debt based mutual funds and/or liquid funds with no exposure to equities and in inter-corporate deposits being in nature of investments shall not exceed ₹ 75,000 lakhs at any point of time. However, with effect from 28 February, 2019, the said limit has been revised to ₹ 35,000 lakhs.

43.3.3 Liquidity risk

Liquidity risk is the risk that the Company will encounter difficulty in meeting obligations associated with financial liabilities that are settled by delivering cash or another financial asset. The Company manages liquidity risk by maintaining adequate reserves, banking facilities and reserve borrowing facilities, by continuously monitoring forecast and actual cash flows, and by matching the maturity profiles of financial assets and liabilities. The Company has access to a sufficient variety of sources of funding.

The following table details the Company's remaining contractual maturity for its financial liabilities with agreed repayment periods, ignoring the call and refinancing options available with the Company. The tables have been drawn up based on the undiscounted cash flows of financial liabilities based on the earliest date on which the Company can be required to pay. The tables include both interest and principal cash flows. The amounts included below for variable interest rate instruments for non-derivative liabilities is subject to change if changes in variable interest rates differ to those estimates of interest rates determined at the end of the reporting period.

Expected contractual maturity for financial liabilities:

Particulars	₹/Lakhs			
	Upto 1 year	1 to 5 years	5+ years	Total
As at 31 March, 2021				
(a) Trade payables	1,18,332.42	-	-	1,18,332.42
(b) Short term borrowings	39,336.28	-	-	39,336.28
(c) Long term borrowings (including current maturities)	62,483.00	1,77,633.19	53,187.50	2,93,303.69
(d) Interest accrued but not due on borrowings	822.07	-	-	822.07
(e) Future interest on above long term borrowings	19,526.88	37,638.44	6,790.32	63,955.64
(f) Consumers' security deposit (see note 43.3.3a)	4,796.26	-	69,570.36	74,366.62
(g) Future interest on consumers' security deposit (refer note 43.3.3a)	4,869.93	19,479.70	24,349.63	48,699.26
(h) Lease liabilities (including current maturities)	2,419.93	4,269.98	2,750.76	9,440.67
(i) Future interest on above lease liabilities	704.53	1,978.91	373.70	3,057.14
(j) Retention money payable	3,785.74	192.91	37.17	4,015.82
(k) Other financial liabilities	3,433.16	413.41	66.24	3,912.81
	2,60,510.20	2,41,606.54	1,57,125.68	6,59,242.42
As at 31 March, 2020				
(a) Trade payables	1,11,117.94	-	-	1,11,117.94
(b) Short term borrowings	34,326.29	-	-	34,326.29
(c) Long term borrowings (including current maturities)	47,355.30	1,98,903.61	64,479.16	3,10,738.07
(d) Interest accrued but not due on above borrowings	934.87	-	-	934.87
(e) Future interest on above long term borrowings	24,806.49	51,697.77	9,955.99	86,460.25
(f) Consumers' security deposit (see note 43.3.3a)	4,352.26	-	67,452.65	71,804.91
(g) Future interest on consumers' security deposit (refer note 43.3.3a)	5,227.58	20,910.32	26,137.90	52,275.80
(h) Lease liabilities (including current maturities)	787.26	3,919.32	3,959.12	8,665.70
(i) Future interest on above lease liabilities	774.97	2,329.59	727.55	3,832.11
(j) Retention money payable	3,628.08	66.69	234.14	3,928.91
(k) Other financial liabilities	1,560.80	327.29	88.06	1,976.15
	2,34,871.84	2,78,154.59	1,73,034.57	6,86,061.00

43.3.3a Consumers' security deposit classified under more than 5 years maturity pertains to permanent connection which are refundable on surrender of connection subject to clearance of outstanding dues.


Future interest on consumers' security deposit has been considered at 7.00% per annum (as at 31 March, 2020 7.75% per annum) which is the prevailing SBI 1 year MCLR rate as at 1 April, 2021. For the purpose of computation of interest, the tenure of consumer security deposit has been taken as 10 years.

The Company has access to financing facilities as described in note 43.3.4 below. The Company expects to meet its obligations from operating cash flows and proceeds of maturing financial assets.

43.3.4 Financing facilities (short term)

Particulars	₹/Lakhs	
	As at 31.03.2021	As at 31.03.2020
Unsecured credit facilities, reviewed annually and payable at call		
Amount used and outstanding	24,507.26	23,307.44
Amount unused	30,692.74	11,692.56
Secured bank loan facilities with various maturity dates through to 31 March, 2022 and which may be extended by mutual agreement		
Amount used and outstanding	4,829.02	1,018.85
Amount unused	29,670.98	13,481.15

[Signature]



TATA POWER DELHI DISTRIBUTION LIMITED
NOTES FORMING PART OF THE STANDALONE FINANCIAL STATEMENTS

Note 44
Related party disclosures


44.1 List of related parties and description of relationship

- A. Holding company**
Tata Power Company Limited (TPCL)
- B. Promoters holding together with its Subsidiary more than 20% in Holding Company**
Tata Sons Private Limited (Tata Sons)
- C. Company exercising significant influence**
Delhi Power Company Limited (DPCL) (Government related entity)
- D. Subsidiaries (wholly-owned)**
NDPL Infra Limited (NDPLIL)
- E. Fellow Subsidiaries (with whom the Company has transactions)**
(i) TP Ajmer Distribution Limited (TPADL)
(ii) TP Central Odisha Distribution Limited (TPCODL)
(iii) Tata Power International Pte. Limited (TPIPL)
(iv) TP Renewable Microgrid Limited (TPRML)
(v) Tata Power Solar Systems Limited (TPSSL)
(vi) Tata Power Southern Odisha Distribution Limited (TPSODL)
(vii) Tata Power Trading Company Limited (TPTCL)
(viii) Tata Power Western Odisha Distribution Limited (TPWODL)
- F. Joint Ventures of holding company (with whom the Company has transactions)**
(i) Prayagraj Power Generation Co. Ltd. (PPGCL)
(ii) Powerlinks Transmission Ltd. (PTL)
- G. Associates of holding company (with whom the Company has transactions)**
(i) Tata Projects Limited (TPL)
- H. Subsidiaries and Jointly Controlled Entities of Promoters of Holding Company - Promoter Group (with whom the Company has transactions)**
(i) Infiniti Retail Limited (IRL)
(ii) Tata Industries Limited (TIL)
(iii) Tata AIG General Insurance Company Limited (Tata AIG)
(iv) Tata Advanced Systems Limited (TASL)
(v) Tata Capital Financial Services Ltd. (TCFSL)
(vi) Tata Communications Limited (TCL)
(vii) Tata Consulting Engineers Ltd. (TCES)
(viii) Tata AIA Life Insurance Company Limited (Tata AIA)
(ix) Tata Teleservices Limited (TTSL)
(x) Tata Sky Broadband Private Limited (TSBPL)
- I. Post retirement employee benefit trust**
(i) North Delhi Power Limited Employees Group Gratuity Assurance Scheme (Gratuity Fund)
(ii) Special Voluntary Retirement Scheme Retirees Terminal Benefit Fund, 2004 (SVRS RTBF - 2004)
- J. Key management personnel**
Chief Executive Officer (CEO)
(i) Mr. Sanjay Kumar Banga (ceased w.e.f. 30 November, 2019)
(ii) Mr. Ganesh Srinivasan (appointed w.e.f. 1 December, 2019)
- Non-executive directors**
(i) Mr. Praveer Sinha
(ii) Mr. Nawshir H. Mirza (ceased w.e.f. 23 March, 2020)
(iii) Mr. Arup Ghosh
(iv) Mr. Amar Jit Chopra
(v) Mr. Ajay Shankar
(vi) Mr. Ramesh N. Subramanyam
(vii) Mr. Minesh Shrikrishna Dave (ceased w.e.f. 30 November, 2019)
(viii) Ms. Satya Gupta
(ix) Mr. Kesava Menon Chandrasekhar (independent director appointed w.e.f. 24 March, 2020)
(x) Mr. Sanjay Kumar Banga (appointed w.e.f. 20 January, 2020)
(xi) Mr. Jasmine Shah (appointed w.e.f. 20 January, 2020)
(xii) Mr. Ajit Kumar Singh (appointed w.e.f. 20 January, 2020)
(xiii) Ms. Rashmi Krishnan (appointed w.e.f. 20 January, 2020)
(xiv) Mr. Naveen ND Gupta (appointed w.e.f. 20 January, 2020)

44.2 Transactions with related parties

Name of related party	Nature of transactions	₹ / Lakhs	
		Year ended 31.03.2021	Year ended 31.03.2020
A. Purchase of goods			
(i) TPCL	Purchase of power	1,02,909.41	1,25,233.85
	Rebate on power purchase	1,984.46	2,113.32
(ii) TPSSL	Purchase of spares	-	6.17
(iii) IRL	Purchase of consumables	-	0.76
B. Purchase of property, plant and equipment			
(i) TPCL	Purchase of vehicle	1.89	-
(ii) TASL	Purchase of integrated security solutions	146.54	932.54
(iii) IRL	Purchase of office equipment	0.40	-

[Handwritten Signature]



500

TATA POWER DELHI DISTRIBUTION LIMITED
NOTES FORMING PART OF THE STANDALONE FINANCIAL STATEMENTS

Transactions with related parties contd.

Name of related party	Nature of transactions	₹/Lakhs	
		Year ended 31.03.2021	Year ended 31.03.2020
C. Sale of property, plant and equipment			
(i) TPCL	Sale of vehicles & IT Assets	20.92	35.86
(ii) TPCODL	Sale of vehicles & IT Assets	70.29	-
(iii) TPADL	Sale of IT asset	0.28	2.70
(iv) TPTCL	Sale of vehicles & IT Assets	7.85	4.83
(v) TPWODL	Sale of vehicles & IT Assets	39.09	-
(vi) TPSODL	Sale of vehicles & IT Assets	39.35	-
(vii) TPSSL	Sale of IT asset	0.15	-
(viii) PTL	Sale of IT asset	0.52	-
D. Rendering of services			
(i) TPCL	Management contract for deputation of employees	1.29	17.71
	Management contract for consultancy services	276.77	182.61
	Commission earned	2.06	3.91
(ii) DPCL	Management contract for consultancy services	20.29	199.69
(iii) NDPLIL	Management contract for consultancy services	9.02	2.74
(iv) TPADL	Management contract for consultancy services	300.27	-
(v) TPCODL	Management contract for consultancy services	22.27	-
(vi) TPWODL	Management contract for consultancy services	28.78	-
(vii) TPSODL	Management contract for consultancy services	21.40	201.49
(viii) TPIPL	Management contract for consultancy services	-	0.40
(ix) Tata Sons	Revenue from training	5.83	-
(x) TPTCL	Management contract for deputation of employees	-	7.50
(xi) TPL	Revenue from training	-	1.68
(xii) TPRML	Revenue from Training	17.74	14.65
(xiii) PPGCL	Management contract for deputation of employees	-	0.10
(xiv) TCFSL	Other income	10.92	32.76
(xv) TCES	Revenue from consultancy	47.47	40.15
(xvi) TSBPL	Revenue from use of assets	-	-
E. Receiving of services			
(i) TPCL	Management contract for deputation of key management personnel (KMP)	199.42	212.21
	Management contract for deputation of employees	-	114.54
	Training	-	26.22
(ii) Tata Sons	Training	0.80	3.34
	Professional Charges	2.86	3.72
	Fees and subscription	-	5.31
	Corporate social responsibility expenses	3.54	-
(iii) TPSSL	Annual maintenance contract of solar plants	10.37	9.88
(iv) Tata AIG	Insurance expense	198.72	171.66
(v) TCL	Communication expenses	32.62	29.26
(vi) TTSL	Automatic meter reading expenses, call center charges etc.	219.91	238.85
	Communication expenses	7.33	7.75
(vii) Tata AIA	Insurance expense	125.81	-
(viii) TCES	Consultancy services	1.36	15.80
(ix) TIL	Corporate social responsibility expenses	23.79	20.93
(x) TPL	Corporate social responsibility expenses	16.61	2.56
F. Reimbursement of expenses (paid)/received [net]			
(i) TPCL	Travelling, training and conveyance etc.	112.46	75.92
(ii) Tata Sons	Travelling and conveyance etc.	-	0.61
(iii) NDPLIL	Travelling and conveyance, insurance etc.	1.66	33.61
(iv) TPTCL	Miscellaneous expenses etc.	(11.71)	(8.51)
(v) TPIPL	Travelling and conveyance, insurance etc.	13.56	9.86
(vi) TPADL	Travelling and conveyance etc.	0.08	0.31
(vii) TPWODL	Travelling and conveyance, insurance etc.	4.80	-
(viii) TPSODL	Travelling and conveyance, insurance etc.	7.64	-
(ix) TPCODL	Travelling and conveyance, insurance etc.	8.91	-
(x) TCES	Travelling and conveyance.	-	3.74
G. Equity dividend paid			
(i) TPCL	Dividend on equity shares	6,756.48	5,067.36
(ii) DPCL	Dividend on equity shares	6,491.52	4,868.64
H. Transaction with Trust			
(i) Gratuity Fund	Contribution to trust	768.14	450.00

44.3 Compensation of key managerial personnel

Name of related party	Nature of transaction	₹/Lakhs	
		Year ended 31.03.2021	Year ended 31.03.2020
A. CEO	Deputation pay and other benefits		
	a. Mr. Sanjay Kumar Banga	-	134.41
	b. Mr. Ganesh Srinivasan	177.82	43.53
B. Non-executive directors	(i) Sitting fees*	93.75	32.78
	(ii) Consultancy fees -		
	a. Mr. Arup Ghosh (upto 31 May, 2019)**	0.49	11.99
	b. Ms. Satya Gupta (upto 12 July, 2019)	-	8.26

* Exclusive of Goods & Services Tax

** Amount paid during FY 2020-21 pertains to AT&C Incentive of FY 2019-20

Alm



TATA POWER DELHI DISTRIBUTION LIMITED
NOTES FORMING PART OF THE STANDALONE FINANCIAL STATEMENTS

44.4 Balance outstanding with related parties

Name of related party	Nature of balances	₹/Lakhs	
		As at 31.03.2021	As at 31.03.2020
A. Investment in equity shares			
(i) NDPLIL		5.00	5.00
B. Receivables			
(i) TPCL	Trade receivables net of payables	146.03	187.58
(ii) TPIPL	Trade receivables	13.77	31.17
(iii) TPADL	Trade receivables	5.00	-
(iv) TPCODL	Trade receivables	436.90	-
(v) TPRML	Trade receivables	-	1.98
(vi) PPGCL	Trade receivables	1.78	17.29
(vii) TPWODL	Trade receivables	71.62	-
(viii) TPSODL	Trade receivables	83.36	-
(ix) PTL	Trade receivables	0.61	-
(x) TCES	Trade receivables including advances	0.51	-
(xi) TSBPL	Trade receivables	-	2.34
(xii) SVRS RTBF-2004	Other financial assets	28.94	87.95
C. Payables			
(i) Tata Sons	Trade payables net of receivables including advances	0.09	0.04
(ii) DPCL	Trade payables	301.55	346.45
(iii) TPTCL	Trade payables net of receivables	1,804.47	7,569.35
(iv) TPSSL	Trade payables net of receivables including retention money and earnest money deposit	24.58	24.62
(v) TASL	Trade payables including retention money	310.97	407.75
(vi) TCES	Security deposit net of advances and receivables	-	9.78
(vii) TCL	Trade payables including security deposit, earnest money deposit net of advances	10.35	5.60
(viii) TTSL	Trade payables including retention money and security deposit	11.85	8.07
D. Unbilled revenues			
(i) TPCL	Management contract for consultancy services/Reimbursement of expenses	3.43	2.79
(ii) NDPLIL	Management contract for consultancy services	6.53	7.66
(iii) TPCODL	Management contract for consultancy services/Reimbursement of expenses	0.09	-
(iv) TPIPL	Management contract for consultancy services	0.71	-
E. Accrued expenses			
(i) TPCL	Training expense	-	24.00
(ii) TCES	Consultancy services	4.98	3.67
(iii) TCL	Communication expenses	50.29	23.61
(iv) TTSL	Communication expenses	40.61	33.26
F. Prepaid expenses			
(i) TPTCL	Charges for letter of credit	4.29	4.25
(ii) Tata AIA	Prepaid insurance	225.25	-
(iii) Tata AIG	Prepaid insurance	112.60	38.95
(iv) TTSL	Repair and maintenance	-	12.67
G. Advance to suppliers			
(i) IRL	Advance to vendors	0.34	-
(ii) Tata AIG	Advance to vendors	20.31	19.83
(iii) Tata AIA	Advance to vendors	12.01	-
H. Other liabilities (Current & Non Current)			
(i) TPCL	Advance from consumers	1.00	-
I. Commitments made			
(i) TCL	Communication expenses	-	3.36
(ii) TCES	Consultancy services	224.41	224.41
(iii) TASL	Capital commitment: Implementation of integrated security solution	-	105.30
(iv) TTSL	Call center charges	1.62	1.23
J. Commitments made with TPTCL			

J. Commitments made with TPTCL

Significant commitments of the Company includes commitment for trading margin with TPTCL.

The Company has entered into a long term power purchase agreement with TPTCL on 10 September, 2009 to draw power from Maithon Power Ltd. (MPL) for 30 years from the date of commissioning (COD) and on 20 January, 2009 to draw power from Jhajjar Power Ltd. (JPL) for 25 years from COD. A trading margin of 4 paise per kWh for the energy scheduled by MPL is payable by Tata Power-DDL to TPTCL. A trading margin of 2% of power purchase bill (capacity and energy charges) of JPL is payable by Tata Power-DDL to TPTCL.

Note 45

Significant events after the reporting period

There were no significant adjusting events that occurred subsequent to the reporting period other than the events disclosed in the relevant notes.

Note 46

Transfer pricing

As per the Transfer Pricing Rules of the Income Tax Act, 1961 the Company is required to get a transfer pricing study conducted to determine whether the transactions with related parties were undertaken at an arm's length basis for each financial year end. Transfer pricing study for the transactions during the year ended 31 March, 2021 is currently in progress and hence adjustments, if any, which may arise there from will be considered in the financial statements for the year ended 31 March, 2022. However, in the opinion of the Company's management, adjustments, if any, are not expected to be material.

Shri



60

TATA POWER DELHI DISTRIBUTION LIMITED
NOTES FORMING PART OF THE STANDALONE FINANCIAL STATEMENTS

Note 47
Approval of financial statements

These financial statements were approved for issue by the board of directors on 23 April, 2021.

In terms of our report attached of even date

For Walker Chandio & Co LLP
Chartered Accountants
Firm's Registration No.: 001076N/N500013

Neeraj Goel

Neeraj Goel
Partner
Membership No.: 99514



Gurugram
23 April, 2021



For and on behalf of the Board of Directors

Ajay Shankar

Ajay Shankar
Director
DIN: 01800443

Satya Gupta

Satya Gupta
Director
DIN: 08172427

Ganesh Srinivasan

Ganesh Srinivasan
Chief Executive Officer

Ajay Kalsie

Ajay Kalsie
Company Secretary

Hemant Goyal

Hemant Goyal
Chief Financial Officer

New Delhi
23 April, 2021

